



## Prayers and Promises in the Bible **Unit III**

### Lessons 10 to 14

#### Lesson 10

Jude 1:24-25  
James 5:16  
James 2:17-18

#### Lesson 11

Acts 7:56-60  
Revelation 2:10  
Colossians

#### Lesson 12


Isaiah 38:2-8  
Jeremiah 33:3  
Romans 8:26-28

#### Lesson 13

Daniel 9:4-19  
2 Chronicles 7:14  
Habakkuk 3:17

#### Lesson 14

1 Samuel 2:1-12  
Hosea 14:1-7  
John 17



1. Fellowship (Save most of this for the end of class.)
2. Take prayer requests (Try to keep it from becoming a competition to see who has the most or the worst.)
3. Pray (The idea here is to leave our troubles with God so we can give His word our attention with a clear mind.)
4. Read the text of the scripture prayer example.
5. Answer the questions A1-A7 as a group. Discuss briefly. Try to avoid answering A8 prematurely.
6. On the final A8 "Think & Pray" question everyone should take a few minutes to pray over it and jot down their own thoughts before the discussion. This gives the Holy Spirit a time to speak, so don't rush it. The class leader should watch for the pencils and pens to quit moving. Those who finish first have their Bibles to read. Encourage them to remain quiet while others are still listening to the Holy Spirit.
7. Discuss your A8 *Think & Pray* answers. Never force anyone to share theirs.
8. Read the text of the scripture Bible promise.
9. Answer the questions B1-B3 as a group. Discuss briefly. Try to avoid answering B4 prematurely.
10. On the final B4 "Think & Pray" question everyone should take a few minutes to pray over it and jot down their own thoughts before the discussion. This gives the Holy Spirit a time to speak, so don't rush it. The class leader should watch for the pencils and pens to quit moving.
11. Discuss your B4 *Think & Pray* answers. Never force anyone to share theirs.
12. For Lessons 6, 7 & 8 read the Bible passage to inspire prayer. For Lesson 9 each person selects their own passage.
13. Everyone should take a few minutes and write a prayer from the passage selected. Don't rush it, this is the best part. The class leader should watch for the pencils and pens to quit moving.
14. Those who would like to share their prayers aloud should do so. Never force anyone to share theirs.
15. Ask people to share what they have learned in the session that they would like to remember.
16. Close in prayer (It is best to call on others to pray, but try to get their permission ahead of time.)
17. Fellowship (Leave this as open ended as possible for the time and place you meet.)

Each lesson takes us about an hour and a half when we do it on Friday nights. We only allow 15 minutes for steps 1-3. If people have trouble staying in those bounds, we take the prayer requests in writing and exchange them with each other to pray over during the week. Sometimes we run over and have to skip steps 15 & 17. When I taught it in Sunday School we did not have that much time, so we would take two or three weeks on each lesson.

## Copyright Information

All content of this training course not attributed to others is copyrighted, including questions, formatting, and explanatory text. **Copyright © 2014 by Thor F. Carden. All rights reserved.**

Illustrations and Photos by Trish Carden Copyright © 2014 by Patricia S. Carden. All rights reserved. Used by permission.

Illustrations by Jeff Larson Copyright © 2000-2014. All rights reserved. Used by permission.  
<http://www.thebackpew.com>

Illustrations by Michael D Waters Copyright © 2006-2009. All rights reserved. Used by permission.  
<http://www.joyfultoons.com>

Course Logo and Other Illustrations by Troy Cunningham Copyright © 2014 by Troy Cunningham. All rights reserved. Used by permission.

**NASB** or **NASV** (New American Standard Bible) Unless otherwise noted, scripture taken from the NEW AMERICAN STANDARD BIBLE®, Copyright © 1960,1962,1963,1968,1971,1972,1973,1975,1977,1995 by The Lockman Foundation. Used by permission.

**NIV** (New International Version) Scripture taken from THE HOLY BIBLE, NEW INTERNATIONAL VERSION®, NIV® Copyright © 1973, 1978, 1984, 2011 by Biblica, Inc.® Used by permission. All rights reserved worldwide.

## ----- PRICE INFORMATION -----

This material is provided at no cost to those in jail or prison. If you are not incarcerated you have permission to print and copy these course materials as much as you like as long as you make payment for their use and keep this page intact with the contents. This is not free, except to those who are in jail or prison, and although we are a ministry, we are not a non-profit organization. We expect to be paid, to help finance our ministry to the incarcerated. We suggest two different ways of determining the price.

(1) Take up an offering from the students at the end of the course, and send it to us.

**OR**

(2) Pray about it and pay us what God tells you to send.

Of course, we have designed the website so that there is nothing to stop you from just downloading and printing the course. If you think it is worth nothing, why are you using it? If you think God would have you take or teach this course and you have no money to pay for it, I urge you to reconsider. If God does not want you to use this course He might be trying to let you know that by withholding funds. Or He might have some other purpose, like teaching you to humbly ask somebody else to fund it. Or maybe something else, but if we worship the same God, He would not have you just take it without regard to our wishes. We hope to make enough money to continue producing and providing these lessons. If God does not bless this ministry with financial encouragement, we will take that as pretty strong evidence He does not want us to make any more of these lessons available.

We prefer that you mail us a check, but you may also pay by credit card via PayPal.

Love Bible Study

PO Box 1075

Goodlettsville, TN 37070-1075

Paypal information at

<http://www.LoveBibleStudy.com/price.htm>

## Prayers & Promises Methodology Overview for the Facilitator

**Introduction:** There is several ways these course materials might be used. Each page has question with at least one possible answer on the back, or if you print them one-sided the answers are on every other page. The real teacher of the course is the Holy Spirit, so if He tells you something different than the answer on the back, that is OK. The idea of this methodology is to let Him do the teaching.

The intent of the materials is that they would be used for small groups to study in home Bible studies or at church. However, because of the embedded answers it would also be possible to use them for individual study or for Homeschool parents to use with their children. The methodology described here assumes a small group with a facilitator. The facilitator takes responsibility for organizing the class and leading the discussion towards a consensus, but the doctrines taught and conclusions reached are the responsibility of the group as a whole. This point cannot be over emphasized.

**Suggested Class Preparation:** Publish a time, schedule, place and class synopsis inviting those you hope will attend. Make enough copies for all the expected students plus a few more. Make sure the meeting room is prepared. If possible have refreshments available. (Sometimes we have a meal before the class starts.) Allow about an hour and half for the class. If you are new at this kind of thing Google things like "Tips for Facilitators" and "Classroom Facilitation" and get some ideas about how to lead a class.)

**Suggested First Class Introduction:** Make sure everyone has similar expectations by going over the items in the next section. Give out your contact information. Gather their contact information. Decide how you are going to handle exceptions to the schedule plan for holidays, inclement weather, or illness.

This is what we say in our class: "Sometimes the class might need to be canceled or the schedule otherwise altered. If we know ahead of time by at least a day we will send notifications by e-mail or facebook message. If it is less than 24 hours notice we will call each participant. Please provide your e-mail address, phone number and/or facebook name."

It is important to set the expectation that this study belongs to everyone, but if the discussion varies from the topic of the lesson, as the discussion facilitator it is your job to bring the discussion back into focus. When I explain this to our group I usually add, "Please don't take it personally. Also, no one is required to participate in the discussion, but if you do, I will take that to mean you think it has something to do with the topic of the class, and ask you to clarify it if I don't see the connection. Again, please don't take it personally." You may want to modify this expectation to better fit your particular group.

I also say something like this: "If you asked somebody about a car you would not be pleased to have them answer you as if you asked about food, and would not listen very long to their answer. For this reason we must practice listening to what is being said, not simply looking for a hook to bring up our pre-planned 'talking points.' As the facilitator, it is my job to let you know if you are talking without first listening. Everyone does that kind of thing from time to time. Please don't take it personally."

There are 4 lessons of 6 pages each. We suggest you get a three ring binder to keep them. Each page is independent from the others in the sense that the questions on the front of the page have the answers on the back. Please do not look at the answers on the back until the class has had a chance to answer the question on the front as a whole. There are different kinds of questions, each with their own methodology:

**Suggested Typical Class Process:** Each class should open and close with prayer.

This is how we handle prayer requests: "At the beginning of the class we will collect prayer requests in writing and then swap them randomly so one of your classmates can pray for your requests during the week and you pray for others. The purpose of this is threefold. (1) Take advantage of the power of intercessory prayer, (2) increase Christian fellowship, (3) and free your heart and mind of outside concerns so that you might better focus on what the Holy Spirit has to teach at this moment." We found that taking prayer requests verbally sometimes consumed the entire class time. Sometimes this is fine, and it may still happen, but most of the time it was just because a few people felt like airing their gripes.

Each lesson has two sections of objective questions and four discussion type questions. I usually only hand out one page at a time to the students. This helps everyone stay focused on the current questions.

**(A) Example of Prayer in Bible:** Ask for a volunteer to read the passage aloud. If no one volunteers you read it. Make sure you allow everyone time to find the passage. Ask for volunteers to answer the objective questions (A1 - 7) Most of the time this will not generate discussion, but it might, particularly if the scripture allows for more than one interpretation. Then read question A8 and ask them to take a few minutes to jot down their thoughts. At first and occasionally later on remind them the Holy Spirit is the teacher and they should ask Him what the answer is before writing anything. Take that time to pray, consider what your answer would be, and read the suggested answer on the back, if there is one. When their pencils and pens quit moving ask the class as a whole for their comments. (You may need to set an expectation of no doodling allowed.) Draw a consensus from the group or an understanding of what possible answers there might be. The answer the group comes up with is the right answer. The answer on the back, if any, is just the viewpoint of one more person.

**(B) Scripture Promise:** (Same as above.) Except the objective questions are B1-3 and the *Think & Pray* question is B4.

**(C) Example of Using a Scripture Passage to Pray:** Someone reads the passage aloud. As with the other *Think & Pray* questions, each person writes a prayer of their own. Ask for volunteers to read their results aloud. My experience is that at first people are reluctant to do this, but after the first couple of classes they can't wait to read their answer. This depends on you setting the expectation that all comments are positive. When everyone who is willing has read their answer read the one in the materials aloud. If everyone did not read theirs aloud give them one more chance. Then lead a discussion on what everyone learned from the way different people made the scripture into a prayer. There is a place on the last page for them to make notes about this.

**Closing:** I almost always ask someone else to say the opening prayer and say the closing prayer myself. If applicable, I try to remember and use phrases and sentences from the example prayers written by the students during that lesson.

*One note of caution.* The first time we taught this course we were so excited about the prayers, we started publishing them on a website. It almost killed the class. People think and write differently when they think it will become public. After that I do not even collect the answers let alone share them outside the class. It was amazing how close we became, and how quickly, through the writing and sharing of our scripture based prayers.



## Lesson 10 - Example of Prayer in Bible

# JUDE 1:24-25

Please read Jude 1:24-25

(A1) Who is praying? \_\_\_\_\_

(A2) Who besides God is listening? \_\_\_\_\_

(A3) What is being requested? \_\_\_\_\_

(A4) Who is/are the people who are expected to receive what is being requested?

(A5) How does the person praying try to convince God to answer?

(A6) What is the place, posture (kneeling, bowing, or what) and mode (silent, out loud, written) of the prayer? \_\_\_\_\_

(A7) What results, if any, are reported to the prayer? \_\_\_\_\_

(A8) How can we apply this to our own prayer life?

*Think & Pray* \_\_\_\_\_

**Lesson 10 - Example of Prayer in Bible: Scripture**

(You may have to look at the context before and after for some of the answers)

(A1) Who is praying? Jude

(A2) Who besides God is listening? His readers

(A3) What is specifically being requested? Nothing. It is a prayer of praise.

(A4) Who is/are the expected recipient(s) of what is being requested? God is expected to receive praise and worship.

(A5) How does the person praying try to convince God to answer? He expects no answer.

(A6) What is the place, posture (kneeling, bowing, or what) and mode (silent, out loud, written) of the prayer? Since the prayer is written the posture was probably sitting and the place was a desk or writing table.

(A7) What results, if any, are reported to the prayer? None are reported.

(A8) Notes from class discussion:

---

---

---

---

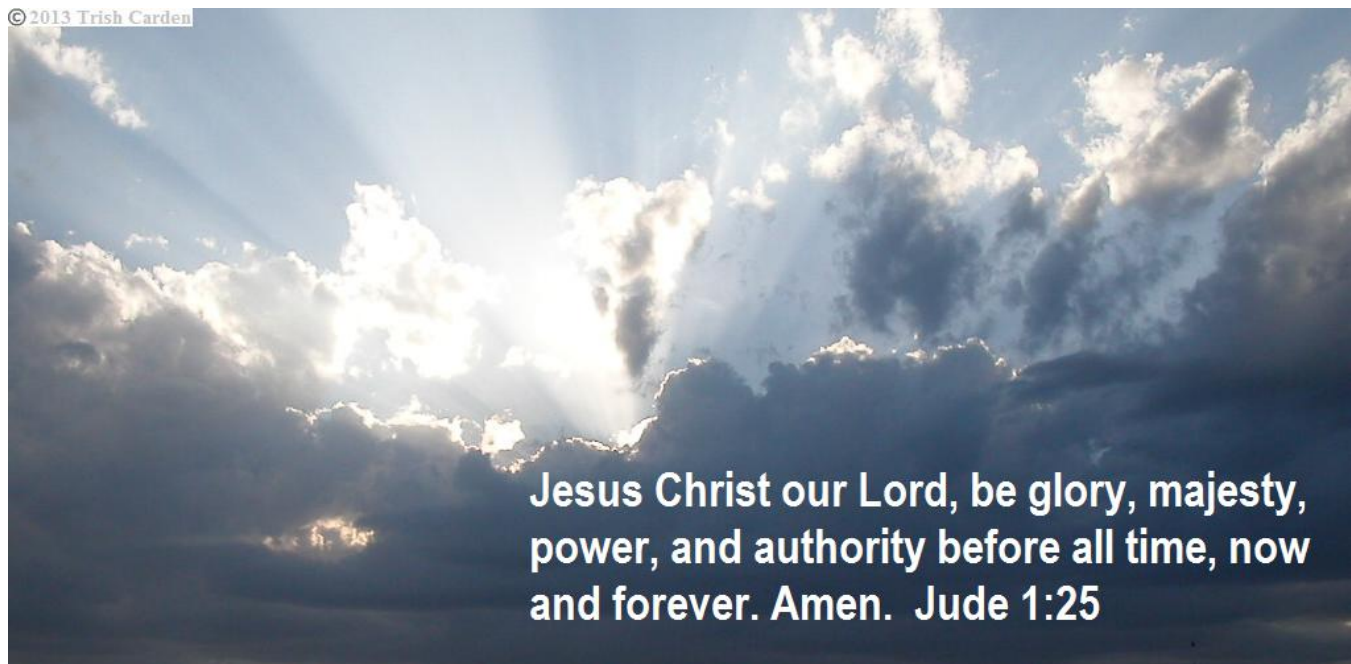
---

---

---

---

© 2013 Trish Carden





# Lesson 10 - Scripture Promise

# JAMES 5:16

Please read James 5:16

(B1) Who is speaking to whom?

---

(B2) What is promised to whom?

---

---

(B3) What are the conditions of the promise being fulfilled, if any?

---

---

---

(B4) Does this promise apply to us? Why or why not?

Think & Pray \_\_\_\_\_

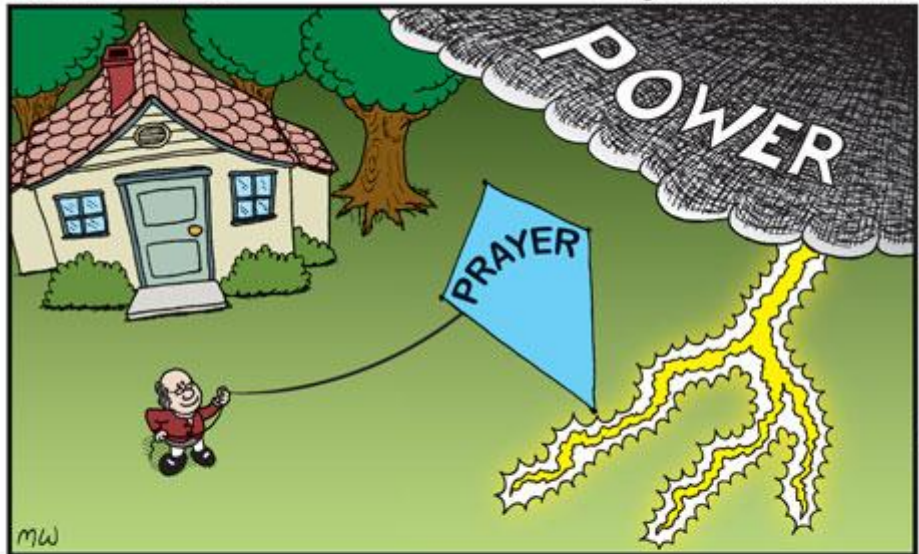
---

---

---

### KITE FLYER

A Joyful 'toon by Mike Waters



Therefore confess your sins to each other and pray for each other so that you may be healed. The prayer of a righteous man is powerful and effective. - JAMES 5:16 NIV

**Lesson 10 - Scripture Promise: James 5:16**

(B1) Who is speaking to whom? James is speaking to his readers, God's people everywhere.

(B2 & 3) What is promised to whom? Notice the "may." It is not a definite promise, but suggests that sin in your life can hinder your healing, and that the more righteous you are, the more you can accomplish with prayer.

(B4) By being more obedient to God's commands we will become more effective in our prayers.

Notes from class discussion:

---

---

---


---

---

---

---

---







# Lesson 10 - Scripture Inspired Prayer

## JAMES 2:17-18

Change the passage James 2:17-18 into a prayer:

Think & Pray \_\_\_\_\_  
\_\_\_\_\_  
\_\_\_\_\_  
\_\_\_\_\_  
\_\_\_\_\_  
\_\_\_\_\_  
\_\_\_\_\_  
\_\_\_\_\_  
\_\_\_\_\_  
\_\_\_\_\_



**A Spiritual Couch Potato**  
*When you are spiritually well-fed, well-tread but in need of a little Spiritual Exercise (volunteer in the community, at church, help you neighbor.) Matthew 25:31-46, James 2:16*

Lesson 10 - Change the passage **James 2:17-18** into a prayer:

One possible way of many:

<b>This verse becomes</b>	<b>this prayer</b>
James 2:17 Even so faith, if it has no works, is dead, being by itself.	Father in Heaven, increase my faith. I pray that my faith never become dead. Faith by itself is dead if it doesn't cause me to do any good things. Show me how I may express my faith through doing good things.
18 But someone may well say, "You have faith and I have works; show me your faith without the works, and I will show you my faith by my works."	Let others see my faith by my actions and the things I do for others.

What did you learn from the prayers of the other people in the class?

---



---




---



---



---



Is any one of you in trouble? He should pray. - JAMES 5:13 NIV



## Lesson 11 - Example of Prayer in Bible

# ACTS 7:56-60

Please read Acts 7:56-60

(A1) Who is praying? \_\_\_\_\_

(A2) Who besides God is listening? \_\_\_\_\_

(A3) What is being requested? \_\_\_\_\_

(A4) Who is/are the people who are expected to receive what is being requested?

(A5) How does the person praying try to convince God to answer?

(A6) What is the place, posture (kneeling, bowing, or what) and mode (silent, out loud, written) of the prayer? \_\_\_\_\_

(A7) What results, if any, are reported to the prayer? \_\_\_\_\_

(A8) How can we apply this to our own prayer life?

*Think & Pray* \_\_\_\_\_

**Lesson 11 - Example of Prayer in Bible: Acts 7:56-60**

(You may have to look at the context before and after for some of the answers)

(A1) Who is praying? Stephen

(A2) Who besides God is listening? The people killing Stephen

(A3 & 4) What is specifically being requested for whom? Stephen asked for his spirit to be received by Jesus and that those who are killing him be forgiven.

(A5) How does the person praying try to convince God to answer? He is asking for acceptance so he in turn forgives his enemies and prays for them.

(A6) What is the place, posture (kneeling, bowing, or what) and mode (silent, out loud, written) of the prayer? He begins is prayer standing but falls to his knees before it is over.

(A7) What results, if any, are reported to the prayer? Stephen dies, and we assume his spirit is received by God as he asked since he just saw a vision of heaven opening to him. The only person in the crowd that we learn more about is Saul, who later becomes Paul the apostle. So I think it is safe to assume that God did not hold the sin of murdering Stephen against Saul/Paul, just as Stephen prayed.

(A8) Notice that Stephen prays the two prayers that Jesus prayed on the cross. Acts 7:59 - Luke 23:46 and Acts 7:60 - Luke 23:34

Notes from class discussion:

---



---



---



---



---



---



---



---



---



---



---



---



---



---



---



---



---



---



---



---



---



---

**The Back Pew - Jeff Larson**

Lord Jesus.. receive my spirit, and do not hold this sin against them!



If 'Success in Life' is measured by what is accomplished in the face of adversity then Stephen is one of the great men in church history. **Acts 6:8-7:60**



## Lesson 11 - Scripture Promise

# REVELATION 2:10

**Please read Revelation 2:10**

(B1) Who is speaking to whom? (You will need to look at the context.)

---

---

(B2) What is promised to whom?

---

---

(B3) What are the conditions of the promise being fulfilled, if any?

---

---

(B4) Does this promise apply to us? Why or why not?

*Think & Pray*

---

---

---

---

---

---

THE BACK PEW - JEFF LARSON



<http://thebackpew.com>

**Revelation..** a special delivery from God to man through John.

**Lesson 11 - Scripture Promise: Revelation 2:10**

(B1) Who is speaking to whom? Jesus is speaking through the writer of Revelations to the pastor of the church at Smyrna, and by implication to the people in that church, and by extension to all of us.

(B2) What is promised to whom? The crown of life.

(B3) What are the conditions of the promise being fulfilled, if any? Remaining faithful through difficulties and tribulation.

(B4) Always remain faithful to God, regardless of our circumstances.

Notes on class discussion:

---

---

---


---

---

---

---

---





# Lesson 11 - Scripture Inspired Prayer

# COLOSSIANS

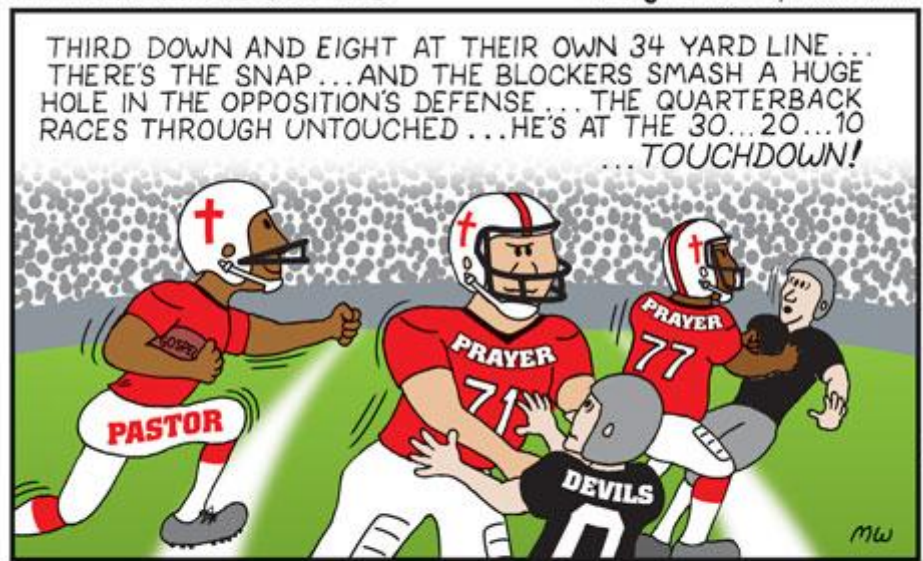
## Using a Scripture Passage to Pray:

Change a passage from Colossians into a prayer. I have examples on the back from Colossians 1:3-14, Colossians 2:2-8, and Colossians 4:2-6. Feel free to use one of those or another of your own choosing.

Think & Pray \_\_\_\_\_  
\_\_\_\_\_  
\_\_\_\_\_  
\_\_\_\_\_  
\_\_\_\_\_  
\_\_\_\_\_  
\_\_\_\_\_  
\_\_\_\_\_  
\_\_\_\_\_  
\_\_\_\_\_  
\_\_\_\_\_  
\_\_\_\_\_

### PRAYER BLOCKERS

A Joyful 'toon by Mike Waters



And pray for us, too, that God may open a door for our message, so that we may proclaim the mystery of Christ, ... Pray that I may proclaim it clearly, as I should. - COL. 4:3,4 NIV

Lesson 11 - Change a passage from Colossians into a prayer:

*From Colossians 1:3-14* Lord, for these my faithful brothers and sisters in Christ I pray. Grant to them all possible grace and peace from God our Father. I thank you God for them, because of the encouragement I get from seeing their faith displayed in the way they lead their lives, and because of the love they have for each other, and the Holy Spirit so evident in them. Lord Jesus I thank you for the lively hope we have because of your shed blood on the Cross, so that we might look forward to eternal happiness with You. I am asking that we may be filled with the knowledge of Your will in all wisdom and spiritual understanding, so that we might walk worthy of You, fully pleasing to You, bearing fruit in every good work and growing in the knowledge of You and Your word. May we be strengthened with all power, according to Your glorious might, with all endurance and patience, with joy and gratitude for the Spiritual fire You have ignited in our lives. We thank You, and only You, for our redemption, the forgiveness of our sins.

*From Colossians 2:2-8* May our hearts be encouraged and joined together in love, so that they may have all the riches of assured understanding and have the knowledge of God's mystery—Christ. Lord, do not let us be deceived with persuasive arguments. As we have received Christ Jesus the Lord, help us to walk in Him, rooted and built up in Him and established in the faith, overflowing with gratitude. Please let the Holy Spirit guard us so that no one takes us captive through philosophy and empty deceit based on human tradition, based on the elemental forces of the world, and not based on Christ.

*From Colossians 4:2-6* Lord God, please put in us heartfelt compassion, kindness, humility, gentleness, and patience, acceptance of our Christian friends and forgiveness of all. Give us love, the perfect bond of unity. Let peace control our hearts and let us be devoted to prayers. Guide us to act wisely toward outsiders, making our speech gracious, and teaching us how to speak to each person as is best. Help us, oh Lord, to be a blessing to all those around us, becoming more and more like you, as we learn more about you.

What did you learn from the prayers of the other people in the class?

---

---

---

---

---

---

---

---

---

---

---





## Lesson 12 - Example of Prayer in Bible

# ISAIAH 38:2-8

Please read Isaiah 38:2-8

(A1) Who is praying? \_\_\_\_\_

(A2) Who besides God is listening? \_\_\_\_\_

(A3) What is being requested? \_\_\_\_\_

(A4) Who is/are the people who are expected to receive what is being requested?

(A5) How does the person praying try to convince God to answer?

(A6) What is the place, posture (kneeling, bowing, or what) and mode (silent, out loud, written) of the prayer? \_\_\_\_\_

(A7) What results, if any, are reported to the prayer? \_\_\_\_\_

(A8) How can we apply this to our own prayer life?

*Think & Pray* \_\_\_\_\_

**Lesson 12 - Example of Prayer in Bible: Isaiah 38:2-8**

(You may have to look at the context before and after for some of the answers)

(A1) Hezekiah is praying.

(A2) Only God was listening. We know this because in verse 5, Isaiah is told to go to him, so he could not still be there from verse 1.

(A3&4) Hezekiah does not mention what he wants. He understands that God knows he is praying not to die, without him saying so.

(A5) Hezekiah tries to convince God to answer him, by reminding Him that he has been a good man.

(A6) Hezekiah is praying on his sick bed with his face to the wall. He was probably speaking aloud, but he could have been just thinking it.

(A7) God hears his prayer and sends Isaiah to Hezekiah to not only tell him, but also to show him a miraculous sign that he had been heard.

(A8) God already knows our needs before we pray. Usually we need to hear ourselves form the words and speak them, or at least think them.

Keep in mind these are examples. There are many more prayers and promises in the Bible than are mentioned in these lessons.

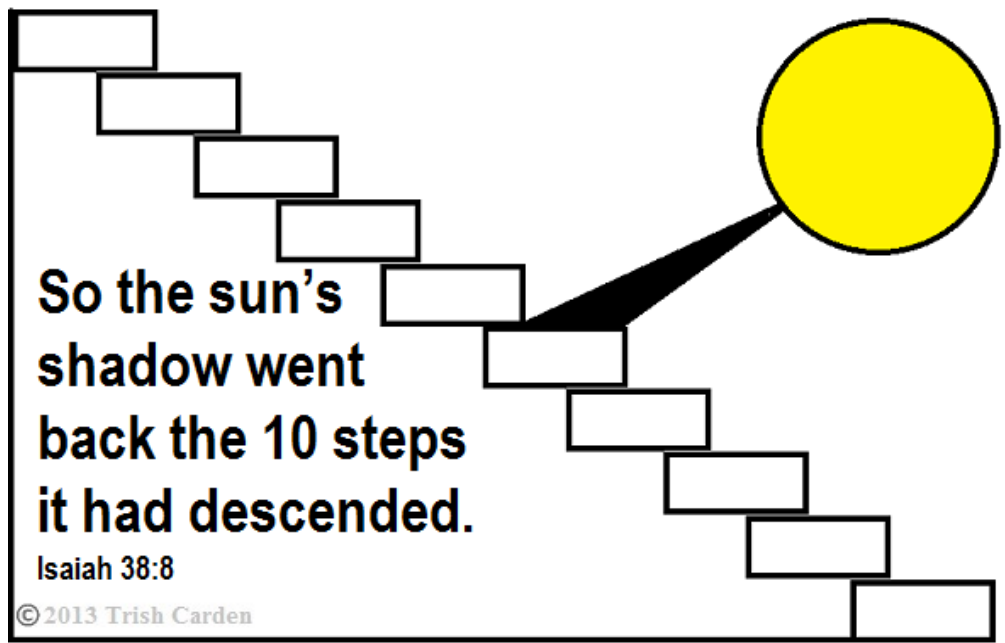
(A8) Notes from class discussion:

---

---

---

---





# Lesson 12 - Scripture Promise

# JEREMIAH 33:3

Please read **Jeremiah 33:3** and answer these questions.

(B1) Who is speaking to whom?

---

---

(B2) What is promised to whom?

---

---

(B3) What are the conditions of the promise being fulfilled, if any?

---

---

(B4) Does this promise apply to us? Why or why not?

*Think & Pray*

---

---

---

---

---

---

---

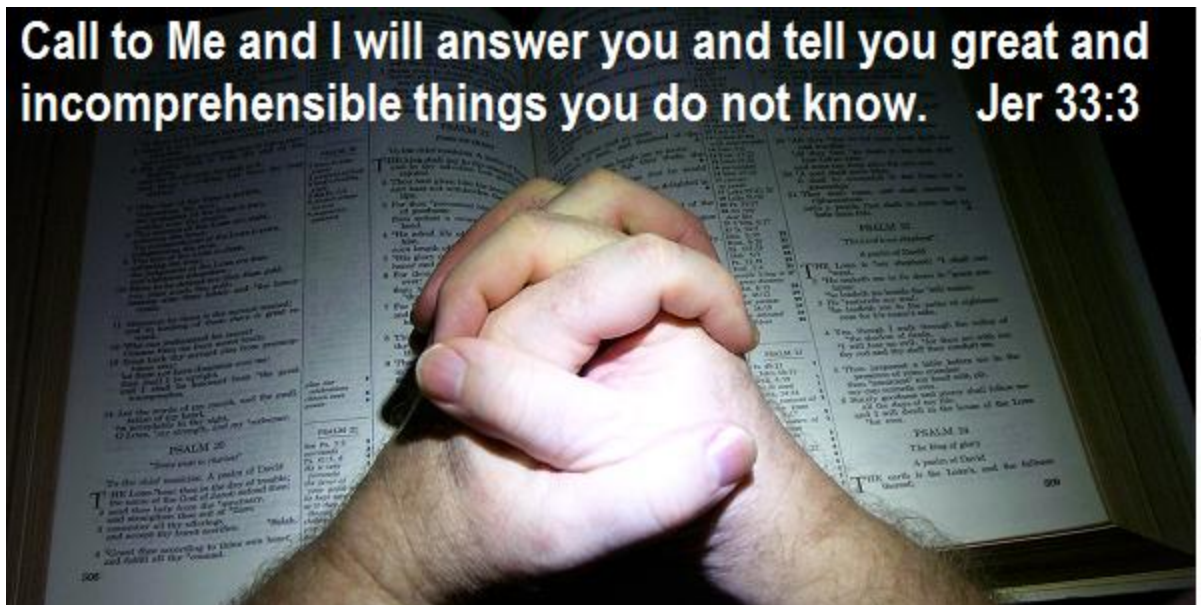
---

---

---

---

---



©2013 Trish Garden

**Lesson 12 - Scripture Promise: Jeremiah 33:3**

(B1) The Lord is speaking to Judah through the prophet, but remember, God is not a respecter of persons. We are His people, too.

(B2) God's people are promised that they will be answered and they will be shown great and mighty things which they can not imagine.

(B3) The only condition is that they call on Him. This is one of many times that God promises to hear us when we pray. We can pray with confidence that God hears us.

Notes from class discussion:

---

---

---

---

---

---

---

---

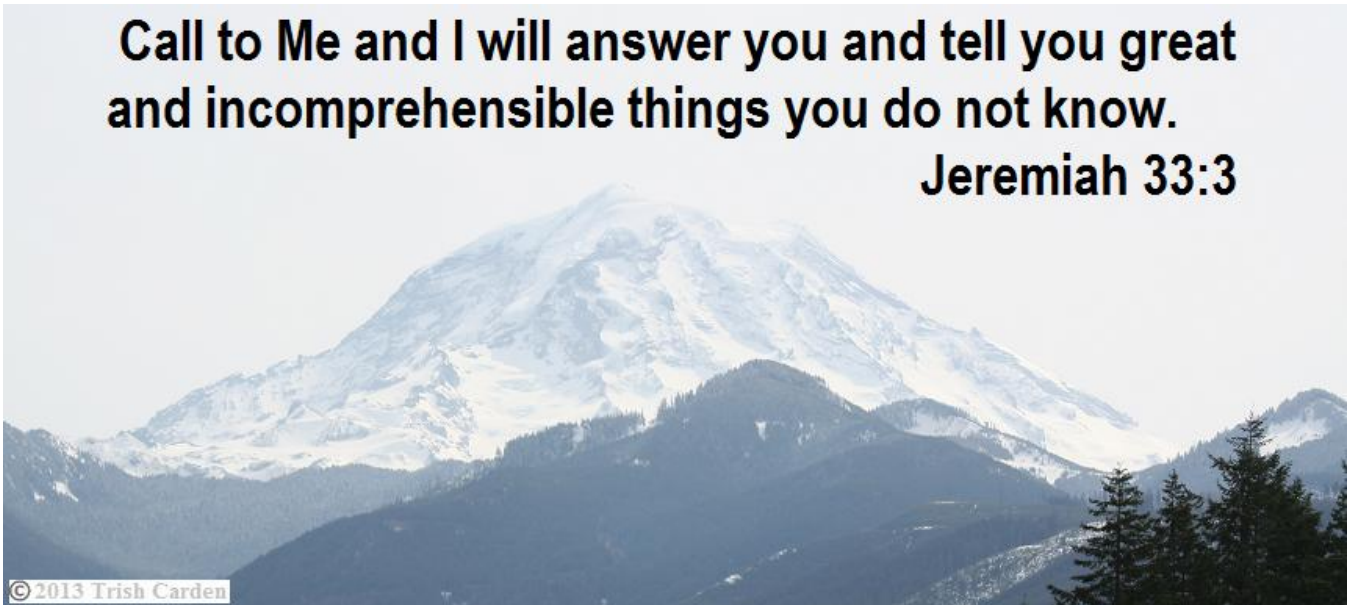
---

---

---

---

**Call to Me and I will answer you and tell you great and incomprehensible things you do not know.**  
**Jeremiah 33:3**





# Lesson 12 - Scripture Inspired Prayer

## ROMANS 8:26-28

### Using a Scripture Passage to Pray:

Change the passage **Romans 8:26-28** into a prayer:

Think & Pray \_\_\_\_\_

---



---



---



---



---



---



---



---



---



---



---



---



---



---



---



---



---



---



---



---




---



---

THE BACK PEW - JEFF LARSON



His spirit helps us in our weakness, we don't know what to pray, but His Holy Spirit speaks to God for us with feelings so deep that words can't explain. **Ro. 8:26**

Lesson 12 - Change the passage **Romans 8:26-28** into a prayer:

One possible way of many:

Thank You Father, that you have given us the Holy Spirit to intercede for when we do not know how to pray as we should. May the Spirit always know my heart and mind according to Your will. We give thanks that You cause all things to work for our good because we love You Lord, and we are Your called. May I always understand and walk in Your will and Your purpose.  
AMEN

What did you learn from the prayers of the other people in the class?

---

---

---

---

---

---

---

---

### The Back Pew - Jeff Larson



Mild mannered Joe Christian knows that when trouble arises... **THERE'S NO NEED TO FEAR...**  
The **HOLY SPIRIT OF GOD** is here! **Ro 8:26-27**



## Lesson 13 - Example of Prayer in Bible

# DANIEL 9:4-19

Please read **Daniel 9:4-19**

(A1) Who is praying? \_\_\_\_\_

(A2) Who besides God is listening? \_\_\_\_\_

(A3) What is being requested? \_\_\_\_\_

(A4) Who is/are the people who are expected to receive what is being requested?

(A5) How does the person praying try to convince God to answer?

(A6) What is the place, posture (kneeling, bowing, or what) and mode (silent, out loud, written) of the prayer? \_\_\_\_\_

(A7) What results, if any, are reported to the prayer? \_\_\_\_\_

(A8) How can we apply this to our own prayer life?

*Think & Pray* \_\_\_\_\_

---

---

---

---

---

---

---

---

---

---

**Lesson 13 - Example of Prayer in Bible: Daniel 9:4-19**

(You may have to look at the context before and after for some of the answers)

(A1) Who is praying? Daniel

(A2) Who besides God is listening? Only God is listening.

(A3 & A4) What is specifically being requested for whom? Forgiveness of God's people, that they go back to the Promised Land, and that Jerusalem be rebuilt.

(A5) How does the person praying try to convince God to answer? Daniel confesses guilt and reminds God of His goodness and generosity. The most convincing point of all is in verse Dan 9:2. He is basing his prayer on God's prayer in the book of Jeremiah.

(A6) What is the place, posture and mode of the prayer? These are not given, but notice verse 3; "So I gave my attention to the Lord God to seek Him by prayer and supplications, with fasting, sackcloth and ashes."

(A7) What results, if any, are reported to the prayer? An angel comes to Daniel and reveals how his prayer will be answered in the future. If you read Nehemiah, Ezra or any good history book, you will find that they did go back to the land and Jerusalem was rebuilt.

(A8) I think the most important point here is that we need to keep praying until we get an answer. Imagine how discouraging it would be for that angel if he fought his way through to Daniel but Daniel was no longer interested in the answer. The last thing we need is for our angels to get discouraged by our apathy.

Notes from class discussion:

---

---

---

---

---

---

---

---

Keep in mind these are examples. There are many more prayers and promises in the Bible than are mentioned in these lessons.





## Lesson 13 - Scripture Promise

# 2<sup>nd</sup> CHRONICLES 7:14

Please read **2<sup>nd</sup> Chronicles 7:14**

(B1) Who is speaking to whom?

---

---

(B2) What is promised to whom?

---

---

(B3) What are the conditions of the promise being fulfilled, if any?

---

---

(B4) Does this promise apply to us? Why or why not?

*Think & Pray* \_\_\_\_\_

---

---

---

© 2013 Trish Carden



**Lesson 13 - Scripture Promise: 2<sup>nd</sup> Chronicles 7:14**

(B1) Who is speaking to whom? God is speaking to King Solomon.

(B2) What is promised to whom? Rescue from national catastrophe.

(B3) What are the conditions of the promise being fulfilled, if any? That God's people will

- (1) humble themselves,
- (2) pray,
- (3) seek God's face, and
- (4) turn from their wicked way.

(B4) The interesting thing here is that it is God's people who need to do this, not everyone. Intercessory prayer for our nation and our culture is our responsibility.

Notes from class discussion:

---

---

---





# Lesson 13 - Scripture Inspired Prayer

## HABAKKUK 3:17-19

### Using a Scripture Passage to Pray:

Change the passage **Habakkuk 3:17-19** into a prayer:

Think & Pray \_\_\_\_\_

---



---



---



---



---



---



---



---



---



---



---



---

### FORT PEACE

A Joyful 'toon by Mike Waters



www.joyfultoons.com © 2007 Michael D. Waters

Do not be anxious about anything, but in everything, by prayer and petition, with thanksgiving, present your requests to God. And the peace of God, which transcends all understanding, will guard your hearts and your minds in Christ Jesus.

- PHILIPPIANS 4:6,7 NIV

Lesson 13 - Change the passage **Habakkuk 3:17-19** into a prayer:

One possible way of many:

Father, even though times are tough, the car is broken, I didn't get my raise, and my wife is laid off from her job. I will still exult in You Lord. I will rejoice in You the God of my salvation. You are my strength. I seek no strength but God alone. God make me to advance boldly and without fear along high places that I may pass over all obstacles to destroy my spiritual enemies of darkness.

What did you learn from the prayers of the other people in the class?

---

---

---

---

---

---

---

---


---

---

**LION OF JUDAH**



A Joyful 'toon by Mike Waters



www.joyfultoons.com © 2006 Michael D. Waters

The LORD will grant that the enemies who rise up against you will be defeated before you. They will come at you from one direction but flee from you in seven. – DEUTERONOMY 28:7 NIV



## Lesson 14 - Example of Prayer in Bible

# 1<sup>st</sup> SAMUEL 2:1-12

Please read **1 Samuel 2:1-12**

(A1) Who is praying? \_\_\_\_\_  
\_\_\_\_\_

(A2) Who besides God is listening? \_\_\_\_\_  
\_\_\_\_\_

(A3) What is being requested? \_\_\_\_\_  
\_\_\_\_\_

(A4) Who is/are the people who are expected to receive what is being requested?  
\_\_\_\_\_  
\_\_\_\_\_

(A5) How does the person praying try to convince God to answer?  
\_\_\_\_\_  
\_\_\_\_\_

(A6) What is the place, posture (kneeling, bowing, or what) and mode (silent, out loud, written) of the prayer? \_\_\_\_\_

(A7) What results, if any, are reported to the prayer? \_\_\_\_\_  
\_\_\_\_\_  
\_\_\_\_\_

(A8) How can we apply this to our own prayer life?

*Think & Pray* \_\_\_\_\_  
\_\_\_\_\_  
\_\_\_\_\_  
\_\_\_\_\_  
\_\_\_\_\_  
\_\_\_\_\_  
\_\_\_\_\_  
\_\_\_\_\_

**Lesson 14 - Example of Prayer in Bible: Scripture**

(You may have to look at the context before and after for some of the answers)

(A1) Who is praying? Hannah

(A2) Who besides God is listening? Probably her husband Elkanah (1 Sam 2:11) and Eli (1 Sam 1:25).

(A3) What is specifically being requested? Nothing. It is thanksgiving for the answered prayer reported in the previous chapter.

(A4) Who is/are the expected recipient(s) of what is being requested? No one

(A5) How does the person praying try to convince God to answer? No answer is expected.

(A6) What is the place, posture (kneeling, bowing, or what) and mode (silent, out loud, written) of the prayer? The place is before the tabernacle where animal sacrifices were made. (1 Sam 1:25) The posture is not given but it is probably standing. She almost certainly prayed aloud.

(A7) What results, if any, are reported to the prayer? No results were expected, but God was glorified.

(A8) The point of all this is this: Not all prayer is a list of requests. The Bible reports many prayers similar to this one. The example set for us is someone being thankful and grateful enough for answered prayer to praise and worship God. How often do we greet answered prayer with a yawn or a shrug? How often does God bless us and yet we do not even notice it? In the original Hebrew language this prayer is in the form of a song or a poem. This is also a good example for us to follow.

Notes from class discussion:

---

---

---

---

---

---

---

---



## Lesson 14 - Scripture Promise

# HOSEA 14:1-7

Please read **Hosea 14:1-7**

(B1) Who is speaking to whom?

---

---

(B2) What is promised to whom?

---

---

(B3) What are the conditions of the promise being fulfilled, if any?

---

---

(B4) Does this promise apply to us? Why or why not?

*Think & Pray* \_\_\_\_\_

---

---

---



©2013 Tish Garden

**Lesson 14 - Scripture Promise: Hosea 14:1-7**

(B1) God is speaking to Israel, His people.

(B2) He promises to heal their apostasy, love them freely, and quit being angry at them.

(B3) To receive this promise they must return to Him (i.e. start worshipping Him as their God again), ask Him to take away their iniquity (forgive their sin), ask Him to receive them graciously, admit that no one else who can save them, and promise not to worship other gods any more.

(B4) Sounds like a prayer for salvation to me.

Notes from class discussion:

---

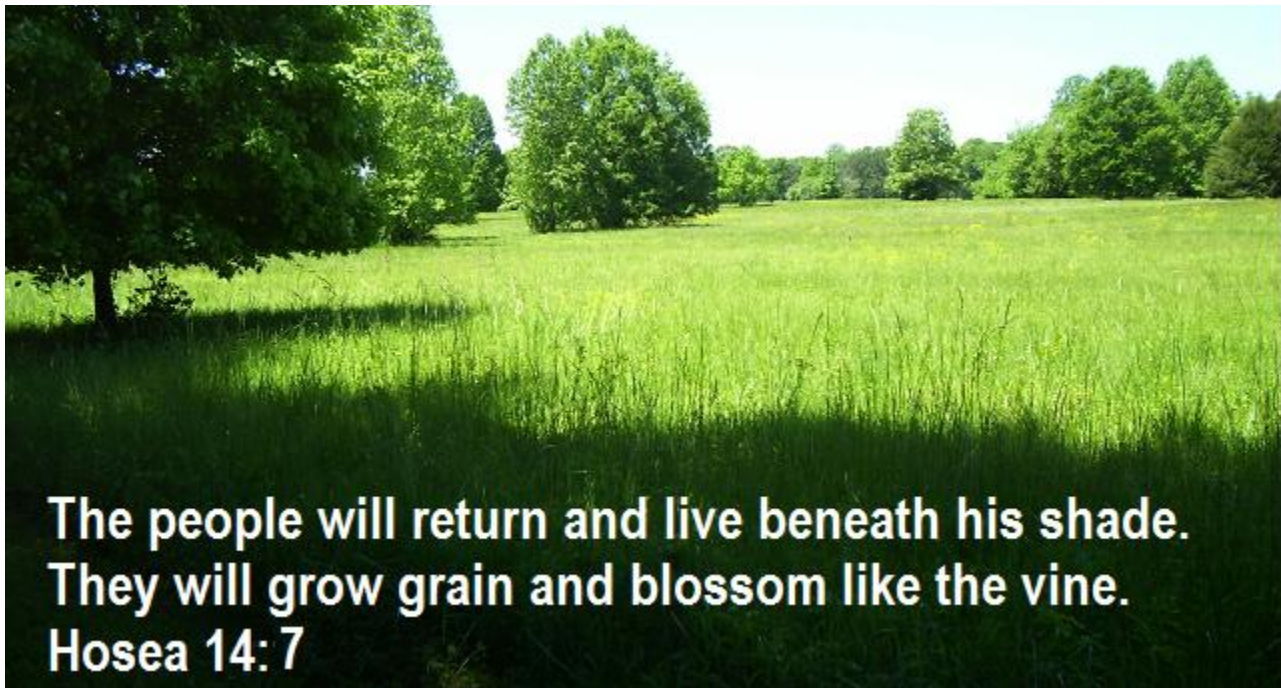
---

---

---

---

---







## Lesson 14 - Scripture Inspired Prayer

# JOHN 17

### Using a Scripture Passage to Pray:

Change any part or all of John 17 into a prayer.

Think & Pray \_\_\_\_\_

---

---

---

---

---

---

---

---

---

---

---

---

---

---



**Lesson 14** - Change all or part of **John 17** into a prayer:

One possible way of many:

A prayer for someone named **Xxxx** taken from Jesus' prayer in John 17:

Father, I lift up my eyes to heaven, and glorify your Son, Jesus Christ, to whom you have given authority over all flesh, so that He may give eternal life. This is eternal life, that we may know You, the only true God, and Jesus Christ whom You have sent. Jesus glorified you on the earth, having accomplished the work which You gave Him to do. Now, you are glorified together, with the glory which You had before the world was. Jesus Christ has manifested Your name to the men whom You gave Him out of the world; they were Yours and You gave them to Him, and they kept Your word. Lord we have come to know that everything You have about Him is from You; for He spoke Your words, and we have understood that Jesus came forth from You, and we believe you sent Him. Holy Father, keep **Xxxx** in Your name, the name which You have given Jesus Christ, that we may be one even as God is one. Keep **Xxxx** from the evil one and separated from the world. Sanctify **Xxxx** in the truth, Your word is truth. Lord, let **Xxxx** have a ready heart to be sent into the world with the truth. Father may many come to believe in Jesus through Your word as **Xxxx** takes it to the world. Make us perfect in unity and love so that the world might believe that You sent Jesus Christ. Give to **Xxxx** that love You have always had. Oh, righteous Father, although the world does not know you, **Xxxx** knows you. Lord let **Xxxx** make Your name known, and your love be in **Xxxx**, and your life be in **Xxxx**. AMEN

What did you learn from the prayers of the other people in the class?

---

---

---

---

---

---

---