



Prayers and Promises in the Bible **Unit II** Lessons 6 to 9

Lesson 6

Acts 4:24-30
Acts 18:10
Revelation 22:12-14

Lesson 7


John 11:41-42
John 15:7
Luke 18:10-13

Lesson 8

Psalms 4
Psalm 128
Proverbs 3:19-26

Lesson 9

Philippians 1:3-11
Galatians 6:9
Acts



Enter his gates with thanksgiving and his courts with praise;
give thanks to him and praise his name. — PSALM 100:4 NIV

Suggested methodology for each lesson: (More details on pages 3 & 4)

1. Fellowship (Save most of this for the end of class.)
2. Take prayer requests (Try to keep it from becoming a competition to see who has the most or the worst.)
3. Pray (The idea here is to leave our troubles with God so we can give His word our attention with a clear mind.)
4. Read the text of the scripture prayer example.
5. Answer the questions A1-A7 as a group. Discuss briefly. Try to avoid answering A8 prematurely.
6. On the final A8 "Think & Pray" question everyone should take a few minutes to pray over it and jot down their own thoughts before the discussion. This gives the Holy Spirit a time to speak, so don't rush it. The class leader should watch for the pencils and pens to quit moving. Those who finish first have their Bibles to read. Encourage them to remain quiet while others are still listening to the Holy Spirit.
7. Discuss your A8 *Think & Pray* answers. Never force anyone to share theirs.
8. Read the text of the scripture Bible promise.
9. Answer the questions B1-B3 as a group. Discuss briefly. Try to avoid answering B4 prematurely.
10. On the final B4 "Think & Pray" question everyone should take a few minutes to pray over it and jot down their own thoughts before the discussion. This gives the Holy Spirit a time to speak, so don't rush it. The class leader should watch for the pencils and pens to quit moving.
11. Discuss your B4 *Think & Pray* answers. Never force anyone to share theirs.
12. For Lessons 6, 7 & 8 read the Bible passage to inspire prayer. For Lesson 9 each person selects their own passage.
13. Everyone should take a few minutes and write a prayer from the passage selected. Don't rush it, this is the best part. The class leader should watch for the pencils and pens to quit moving.
14. Those who would like to share their prayers aloud should do so. Never force anyone to share theirs.
15. Ask people to share what they have learned in the session that they would like to remember.
16. Close in prayer (It is best to call on others to pray, but try to get their permission ahead of time.)
17. Fellowship (Leave this as open ended as possible for the time and place you meet.)

Each lesson takes us about an hour and a half when we do it on Friday nights. We only allow 15 minutes for steps 1-3. If people have trouble staying in those bounds, we take the prayer requests in writing and exchange them with each other to pray over during the week. Sometimes we run over and have to skip steps 15 & 17. When I taught it in Sunday School we did not have that much time, so we would take two or three weeks on each lesson.

Copyright Information

All content of this training course not attributed to others is copyrighted, including questions, formatting, and explanatory text. **Copyright © 2013 by Thor F. Carden. All rights reserved.**

Prayers & Promises Logo by Troy Cunningham Copyright © 2013 by Troy Cunningham. All rights reserved. Used by permission.

Illustrations by Jeff Larson Copyright © 2000-2013. All rights reserved. Used by permission. <http://www.thebackpew.com>

Illustrations by Michael D Waters Copyright © 2006-2009. All rights reserved. Used by permission. <http://www.joyfultoons.com>

NASB or **NASV** (New American Standard Bible) Scripture taken from the NEW AMERICAN STANDARD BIBLE®, Copyright © 1960,1962,1963,1968,1971,1972,1973,1975,1977,1995 by The Lockman Foundation. Used by permission.

NIV (New International Version) Scripture taken from THE HOLY BIBLE, NEW INTERNATIONAL VERSION®, NIV® Copyright © 1973, 1978, 1984, 2011 by Biblica, Inc.® Used by permission. All rights reserved worldwide.

----- PRICE INFORMATION -----

This material is provided at no cost to those in jail or prison. If you are not incarcerated you have permission to print and copy these course materials as much as you like as long as you make payment for their use and keep this page intact with the contents. This is not free, except to those who are in jail or prison, and although we are a ministry, we are not a non-profit organization. We expect to be paid. We suggest two different ways of determining the price.

(1) Take up an offering from the students at the end of the course, and send it to us.

OR

(2) Pray about it and pay us what God tells you to send.

Of course, we have designed the website so that there is nothing to stop you from just downloading and printing the course. If you think it is worth nothing, why are you using it? If you think God would have you take or teach this course and you have no money to pay for it, I urge you to reconsider. If God does not want you to use this course He might be trying to let you know that by withholding funds. Or He might have some other purpose, like teaching you to humbly ask somebody else to fund it. Or maybe something else, but if we worship the same God, He would not have you just take it without regard to our wishes. We hope to make enough money to continue producing and providing these lessons. If God does not bless this ministry with financial encouragement, we will take that as pretty strong evidence He does not want us to make any more of these lessons available.

We prefer that you mail us a check, but you may also pay by credit card via PayPal.

Love Bible Study

PO Box 1075

Goodlettsville, TN 37070-1075

Paypal information at

<http://www.LoveBibleStudy.com/price.htm>

Prayers & Promises Methodology Overview for the Facilitator

Introduction: There is several ways these course materials might be used. Each page has question with at least one possible answer on the back, or if you print them one-sided the answers are on every other page. The real teacher of the course is the Holy Spirit, so if He tells you something different than the answer on the back, that is OK. The idea of this methodology is to let Him do the teaching.

The intent of the materials is that they would be used for small groups to study in home Bible studies or at church. However, because of the embedded answers it would also be possible to use them for individual study or for Homeschool parents to use with their children. The methodology described here assumes a small group with a facilitator. The facilitator takes responsibility for organizing the class and leading the discussion towards a consensus, but the doctrines taught and conclusions reached are the responsibility of the group as a whole. This point cannot be over emphasized.

Suggested Class Preparation: Publish a time, schedule, place and class synopsis inviting those you hope will attend. Make enough copies for all the expected students plus a few more. Make sure the meeting room is prepared. If possible have refreshments available. (Sometimes we have a meal before the class starts.) Allow about an hour and half for the class. If you are new at this kind of thing Google things like "Tips for Facilitators" and "Classroom Facilitation" and get some ideas about how to lead a class.)

Suggested First Class Introduction: Make sure everyone has similar expectations by going over the items in the next section. Give out your contact information. Gather their contact information. Decide how you are going to handle exceptions to the schedule plan for holidays, inclement weather, or illness.

This is what we say in our class: "Sometimes the class might need to be canceled or the schedule otherwise altered. If we know ahead of time by at least a day we will send notifications by e-mail or facebook message. If it is less than 24 hours notice we will call each participant. Please provide your e-mail address, phone number and/or facebook name."

It is important to set the expectation that this study belongs to everyone, but if the discussion varies from the topic of the lesson, as the discussion facilitator it is your job to bring the discussion back into focus. When I explain this to our group I usually add, "Please don't take it personally. Also, no one is required to participate in the discussion, but if you do, I will take that to mean you think it has something to do with the topic of the class, and ask you to clarify it if I don't see the connection. Again, please don't take it personally." You may want to modify this expectation to better fit your particular group.

I also say something like this: "If you asked somebody about a car you would not be pleased to have them answer you as if you asked about food, and would not listen very long to their answer. For this reason we must practice listening to what is being said, not simply looking for a hook to bring up our pre-planned 'talking points.' As the facilitator, it is my job to let you know if you are talking without first listening. Everyone does that kind of thing from time to time. Please don't take it personally."

There are 4 lessons of 6 pages each. We suggest you get a three ring binder to keep them. Each page is independent from the others in the sense that the questions on the front of the page have the answers on the back. Please do not look at the answers on the back until the class has had a chance to answer the question on the front as a whole. There are different kinds of questions, each with their own methodology:

Suggested Typical Class Process: Each class should open and close with prayer.

This is how we handle prayer requests: "At the beginning of the class we will collect prayer requests in writing and then swap them randomly so one of your classmates can pray for your requests during the week and you pray for others. The purpose of this is threefold. (1) Take advantage of the power of intercessory prayer, (2) increase Christian fellowship, (3) and free your heart and mind of outside concerns so that you might better focus on what the Holy Spirit has to teach at this moment." We found that taking prayer requests verbally sometimes consumed the entire class time. Sometimes this is fine, and it may still happen, but most of the time it was just because a few people felt like airing their gripes.

Each lesson has two sections of objective questions and four discussion type questions. I usually only hand out one page at a time to the students. This helps everyone stay focused on the current questions.

(A) Example of Prayer in Bible: Ask for a volunteer to read the passage aloud. If no one volunteers you read it. Make sure you allow everyone time to find the passage. Ask for volunteers to answer the objective questions (A1 - 7) Most of the time this will not generate discussion, but it might, particularly if the scripture allows for more than one interpretation. Then read question A8 and ask them to take a few minutes to jot down their thoughts. At first and occasionally later on remind them the Holy Spirit is the teacher and they should ask Him what the answer is before writing anything. Take that time to pray, consider what your answer would be, and read the suggested answer on the back, if there is one. When their pencils and pens quit moving ask the class as a whole for their comments. (You may need to set an expectation of no doodling allowed.) Draw a consensus from the group or an understanding of what possible answers there might be. The answer the group comes up with is the right answer. The answer on the back, if any, is just the viewpoint of one more person.

(B) Scripture Promise: (Same as above.) Except the objective questions are B1-3 and the *Think & Pray* question is B4.

(C) Example of Using a Scripture Passage to Pray: Someone reads the passage aloud. As with the other *Think & Pray* questions, each person writes a prayer of their own. Ask for volunteers to read their results aloud. My experience is that at first people are reluctant to do this, but after the first couple of classes they can't wait to read their answer. This depends on you setting the expectation that all comments are positive. When everyone who is willing has read their answer read the one in the materials aloud. If everyone did not read theirs aloud give them one more chance. Then lead a discussion on what everyone learned from the way different people made the scripture into a prayer. There is a place on the last page for them to make notes about this.

Closing: I almost always ask someone else to say the opening prayer and say the closing prayer myself. If applicable, I try to remember and use phrases and sentences from the example prayers written by the students during that lesson.

One note of caution. The first time we taught this course we were so excited about the prayers, we started publishing them on a website. It almost killed the class. People think and write differently when they think it will become public. After that I do not even collect the answers let alone share them outside the class. It was amazing how close we became, and how quickly, through the writing and sharing of our scripture based prayers.



Lesson 6 - Example of Prayer in Bible

Acts 4:24-30

Please read Acts 4:24-30

(A1) Who is praying? _____

(A2) Who besides God is listening? _____

(A3) What is being requested? _____

(A4) Who is/are the people who are expected to receive what is being requested?

(A5) How does the person praying try to convince God to answer?

(A6) What is the place, posture (kneeling, bowing, or what) and mode (silent, out loud, written) of the prayer? _____

(A7) What results, if any, are reported to the prayer? _____

(A8) How can we apply this to our own prayer life?

Think & Pray _____

Example of Prayer in Bible: Acts 4:24-30

(You may have to look at the context before and after for some of the answers)

(A1) Who is praying? Peter, John, and a group of Christians, right after Peter and John got out of jail.

(A2) Who besides God is listening? Only those praying.


(A3 & A4) What is specifically being requested and for whom? They asked for confidence to declare the Gospel of Jesus Christ, as well as healings and other miracles to give credibility to their preaching.

(A5) How does the person praying try to convince God to answer? They quoted the scriptures (verses 24-26), mentioned His enemies who were against Jesus were in His power (verse 27-28), and reminded Him of their threats (verse 29).

(A6) What is the place, posture and mode of the prayer? They were in some kind of gathering place of God's people. It might have been the home of one of them. They lifted up their voices and all spoke together. It is not clear whether they miraculously spoke the same words in unison, or if it was some kind of conversational prayer pronounced by the few to which the rest said, "Amen."

(A7) What results, if any, are reported to the prayer? The place of prayer was shaken, they were filled with the Holy Ghost, and they began to preach with boldness. The rest of the book of Acts reports many healings and other miracles that gave credibility to their preaching. This was an important prayer in the establishment and growth of the early church.

**Preach
With
Boldness**



And pray for us, too, that God may open a door for our message, so that we may proclaim the mystery of Christ, ... Pray that I may proclaim it clearly, as I should. - Col. 4:3,4 NIV

(A8) Notes from class discussion:



Lesson 6 - Scripture Promise

Acts 18:10

Please read Acts 18:10

(B1) Who is speaking to whom?

(B2) What is promised to whom?


(B3) What are the conditions of the promise being fulfilled, if any?

(B4) Does this promise apply to us? Why or why not?

Think & Pray

TIGHT GRIP

A Joyful 'toon by Mike Waters



© 2007 Michael D. Waters
www.joyfultoons.com

Let us hold unswervingly to the hope we profess, for he who promised is faithful. - HEBREWS 10:23 NIV

Scripture Promise: Acts 18:10

(B1) Who is speaking to whom? The Lord is speaking to Paul in a vision.

(B2) What is promised to whom? Paul is promised that he will not be harmed for preaching the Gospel in Corinth.

(B3) What are the conditions of the promise being fulfilled, if any? None. This does not seem to be a promise that can be applied to all believers in general, since history records many martyrs who suffered great harm for preaching the Gospel in various places

(B4) Notes from class discussion:

The Back Pew - Jeff Larson

Hello Deity Hotline.. I would like to speak to the deity on call...



Sorry Sally.. there is no deity hotline
If you want answers .. pray to the
one true God.



Lesson 6 - Scripture Inspired Prayer

Revelation 22:12-14

Change the passage Revelation 22:12-14 into a prayer:

Think & Pray _____

TAILOR

A Joyful 'toon by Mike Waters




I delight greatly in the LORD; my soul rejoices in my God. For he has clothed me with garments of salvation and arrayed me in a robe of righteousness,
- ISAIAH 61:10 NIV

(C) Change the passage **Revelation 22:12-14** into a prayer:

One possible way of many:

This verse becomes	this prayer
Revelation 22:12 (NASB) "Behold, I am coming quickly, and My reward is with Me, to render to every man according to what he has done.	Maranatha, You are coming soon. Come quickly Lord Jesus. Bring Your reward with You to pay all people based on what they have done. Help me to complete all you would have me do before Your return. Never let me think that a dead or disobedient faith will save me.
13 "I am the Alpha and the Omega, the first and the last, the beginning and the end."	You are the First and the Last of the all. Help me make you the first thing I think about when I awake and the last before I sleep.
14 Blessed are those who wash their robes, so that they may have the right to the tree of life, and may enter by the gates into the city.	You have declared that we alone are blessed who do Your commandments. Thank You for the promise of the tree of life when I enter into eternal paradise.

What did you learn from the prayers of the other people in the class?



Therefore we do not lose heart. Though outwardly we are wasting away, yet inwardly we are being renewed day by day.

- 2 CORINTHIANS 4:16 NIV



Lesson 7 - Example of Prayer in Bible

John 11:41-42

Please read John 11:41-42

(A1) Who is praying? _____

(A2) Who besides God is listening? _____

(A3) What is being requested? _____

(A4) Who is/are the people who are expected to receive what is being requested?

(A5) How does the person praying try to convince God to answer?

(A6) What is the place, posture (kneeling, bowing, or what) and mode (silent, out loud, written) of the prayer? _____

(A7) What results, if any, are reported to the prayer? _____

(A8) How can we apply this to our own prayer life?

Think & Pray _____


Example of Prayer in Bible: John 11:41-42

(You may have to look at the context before and after for some of the answers)

(A1-7) This is the way I analyzed it: Jesus was praying to God, but Martha, Mary, His disciples, and a crowd of Jews were listening. Jesus just offers thanks out loud. However, the results strongly hint that Jesus also prayed silently asking that Lazarus would come back to life. To try to convince God to answer, Jesus says He has faith that He has been heard, and suggests that an answer will help those who are standing around to come to believe. So the expected recipients are Lazarus to get his life back, his sisters will get their brother back, and the Jews will come to believe. He prays in a graveyard, probably standing up, with His eyes looking heavenward. Part of the prayer is silent and part is out loud. The results are that Lazarus gets His life back, the sister get their brother back. In verse 45 we see that many of the Jews come to believe, but not all. Some chose to hold onto their disbelief even in the face of this astounding evidence! Incredible.

(A8) Notes from class discussion:

The Back Pew - Jeff Larson



John 11:43-44 "Lazarus.. come out!" and to his embarrassment, Lazarus not only came out with bed-hair.. he came out with 'dead-hair'.



Lesson 7 - Scripture Promise

John 15:7

John 15:7: "If you abide in Me, and My words abide in you, ask whatever you wish, and it will be done for you."

(B1) Who is speaking to whom? (You will need to look at the context.)

(B2) What is promised to whom?

(B3) What are the conditions of the promise being fulfilled, if any?

(B4) Does this promise apply to us? Why or why not?

Think & Pray

The Back Pew - Jeff Larson

Hello Deity Hotline.. I would like to speak to the deity on call...



Sorry Sally.. there is no deity hotline
If you want answers .. pray to the
one true God.


Scripture Promise: John 15:7

(B1-3) Jesus is speaking to His disciples and promises them that that whatever they desire to ask will be done for them. The condition is that they live in Jesus and His words live in them. When I am walking close to God and deep in Bible study, my wishes and desires begin to line up with His will. My prayers begin to be about Him being glorified, and about me being cleansed and useful. He does answer these prayers, just as He promised.

(B4) Notes from class discussion:

CONNECTION

A Joyful 'toon by Mike Waters



www.joyfultoons.com © 2007 Michael D. Waters

I am the vine; you are the branches. If a man remains in me and I in him, he will bear much fruit; apart from me you can do nothing.
- JOHN 15:5 NIV

(C) Change the passage Luke 18:10-13 into a prayer:

One possible way of many:

"Two men went up into the temple to pray, one a Pharisee and the other a tax collector. The Pharisee stood and was praying this to himself: 'God, I thank You that I am not like other people: swindlers, unjust, adulterers, or even like this tax collector. 'I fast twice a week; I pay tithes of all that I get.' "But the tax collector, standing some distance away, was even unwilling to lift up his eyes to heaven, but was beating his breast, saying, 'God, be merciful to me, the sinner!'" Luke 18:10-13 NASB

Becomes:

"Lord, I thank you that I am not like I used to be. I thank you for saving my soul. I have cheated, been unjust, and committed adultery with my eyes. I have been gluttonous and stingy. When I fall back into these things, please forgive me and be merciful to me, the sinner! Please cleanse me completely of all these things that I might be able to look on your face without shame when I get to heaven." I should probably pray this much more often than I do.

What did you learn from the prayers of the other people in the class?

SHEPHERD'S VOICE

A Joyful 'toon by Mike Waters



My sheep listen to my voice; I know them, and they follow me.
- JOHN 10:27 NIV



Lesson 8 - Example of Prayer in Bible

Psalm 4

Please read Psalm 4

(A1) Who is praying? _____

(A2) Who besides God is listening? _____

(A3) What is being requested? _____

(A4) Who is/are the people who are expected to receive what is being requested?

(A5) How does the person praying try to convince God to answer?

(A6) What is the place, posture (kneeling, bowing, or what) and mode (silent, out loud, written) of the prayer? _____

(A7) What results, if any, are reported to the prayer? _____

(A8) How can we apply this to our own prayer life?


Think & Pray _____

Example of Prayer in Bible: Psalm 4

(You may have to look at the context before and after for some of the answers)

(A1-7) David is praying in writing in the form of a song or poem. The prayer is found in Ps 4:1 and then is interrupted with side comments to a group of people called sons of men that starts in verse 2. The prayer does not start up again until the second half of verse 6. Since the prayer is in writing with comments to the reader, it seems clear that David meant for the prayer to be an example or in some way instructional. The only thing David asks is that God give him a listening ear while he praises Him. (Verse 1 – final phrase) Before finishing the prayer David tells the reader that God has answered his prayer. (Verse 3 – final phrase) David appeals to God's goodness and consistent faithfulness in the path to give him confidence that God will hear him this time.

(A8) Notes from class discussion:



Enter his gates with thanksgiving and his courts with praise; give thanks to him and praise his name. - PSALM 100:4 NIV



Lesson 8 - Scripture Promise

Psalm 128

Please read Psalm 128

(B1) Who is speaking to whom?

(B2) What is promised to whom?


(B3) What are the conditions of the promise being fulfilled, if any?

(B4) Does this promise apply to us? Why or why not?

Think & Pray _____

PATIENT HEN

A Joyful 'toon by Mike Waters



© 2007 Michael D. Waters
www.joyfultoons.com

We do not want you to become lazy, but to imitate those who through faith and patience inherit what has been promised.

- HEBREWS 6:12 NIV

Scripture Promise: Psalm 128

(B1) Who is speaking to whom? The Psalmist is speaking to the reader, except for a blessing of the reader directed towards God in the last two verses.

(B2) What is promised to whom? Enjoying the results of your own labor and happiness (Verse 2), a wife who has many children, who will grow up in your house, sharing your meals (Verse 3) is promised to the reader.

(B3) What are the conditions of the promise being fulfilled, if any? Fearing the Lord is the requirement for getting these blessings that is mentioned in verses 1 and 4. In verse 1 it explains what this means. I means that you do things God's way, not your own way.

(B4) Notes from class discussion:





Lesson 8 - Scripture Inspired Prayer


Proverbs 3:19-26

(C) Example of Using a Scripture Passage to Pray:

Change the passage **Proverbs 3:19-26** into a prayer:

Think & Pray _____

SOME ASSEMBLY REQUIRED A Joyful 'toon by Mike Waters



Trust in the LORD with all your heart and lean not on your own understanding; in all your ways acknowledge him, and he will make your paths straight.
 - PROVERBS 3: 5,6 NIV

(C) Change the passage **Proverbs 3:19-26** into a prayer:

One possible way of many:

This verse becomes	this prayer
Pro 3:19 NASB The LORD by wisdom founded the earth, By understanding He established the heavens.	Father, You are all wisdom and understanding. You made the earth and the heavens.
Pro 3:20 By His knowledge the deeps were broken up And the skies drip with dew.	You are all knowledge. You made the waters and the rain upon the earth.
Pro 3:21 My son, let them not vanish from your sight; Keep sound wisdom and discretion,	Help me to use sound wisdom and discretion in all that I do. Never let me lose sight of common sense and clear thinking.
Pro 3:22 So they will be life to your soul And adornment to your neck.	Keep my soul alive and well.
Pro 3:23 Then you will walk in your way securely And your foot will not stumble.	Keep me walking in Your way. Don't let me stumble or be a stumbling block to others.
Pro 3:24 When you lie down, you will not be afraid; When you lie down, your sleep will be sweet.	With You as my safety I know I can enjoy a good night's sleep.
Pro 3:25 Do not be afraid of sudden fear Nor of the onslaught of the wicked when it comes;	Help me not to panic over alarms or surprises. Never let me fear the wicked. My protection is in You. Stay beside me and keep me safe and sound.
Pro 3:26 For the LORD will be your confidence And will keep your foot from being caught.	Be my confidence Lord. With You I can do all things. Keep from being caught in the traps that Satan lays for me.

What did you learn from the prayers of the other people in the class?



Ask and it will be given to you; seek and you will find; knock and the door will be opened to you. - MATTHEW 7:7 NIV



Lesson 9 - Example of Prayer in Bible

Philippians 1:3-11

Please read Philippians 1:3-11

(A1) Who is praying? _____

(A2) Who besides God is listening? _____

(A3) What is being requested? _____

(A4) Who is/are the people who are expected to receive what is being requested?

(A5) How does the person praying try to convince God to answer?

(A6) What is the place, posture (kneeling, bowing, or what) and mode (silent, out loud, written) of the prayer? _____

(A7) What results, if any, are reported to the prayer? _____

(A8) How can we apply this to our own prayer life?

Think & Pray _____



Lesson 9 - Scripture Promise

Galatians 6:9

Please read Galatians 6:9

(B1) Who is speaking to whom?

(B2) What is promised to whom?

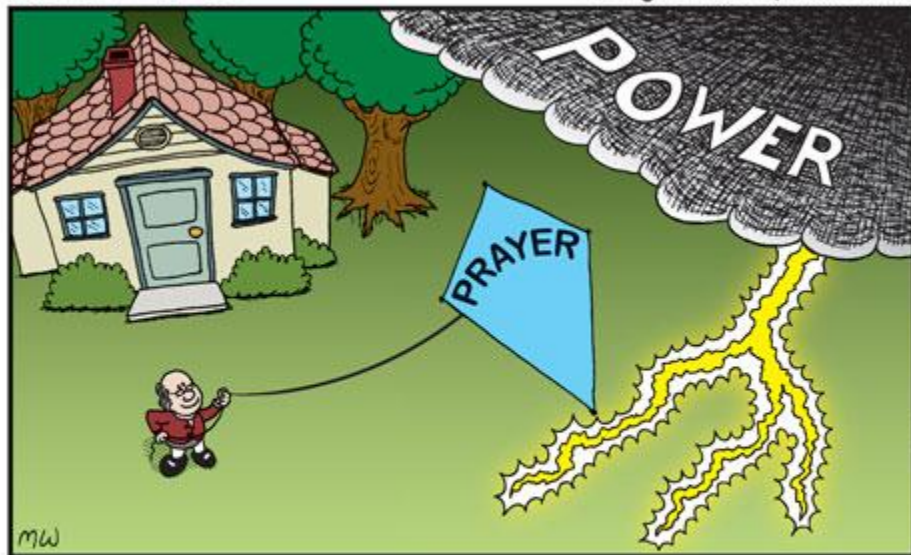
(B3) What are the conditions of the promise being fulfilled, if any?

(B4) Does this promise apply to us? Why or why not?

Think & Pray

KITE FLYER

A Joyful 'toon by Mike Waters



www.joyfultoons.com © 2007 Michael D. Waters

Therefore confess your sins to each other and pray for each other so that you may be healed. The prayer of a righteous man is powerful and effective. - JAMES 5:16 NIV

Scripture Promise: Galatians 6:9


(B1) Who is speaking to whom? Paul and the people with him (Gal 1:1) are speaking to the readers of the letter, who were initially the Christians of Galatia, but now include us.

(B2) What is promised to whom? We will reap the rewards of doing good.

(B3) What are the conditions of the promise being fulfilled, if any? We need to continue doing good.

(B4) We need to remember this promise when we become discouraged and it seems what we do right is accomplishing no good

Notes from class discussion:



Yet he did not waver through unbelief regarding the promise of God, but was strengthened in his faith and gave glory to God,
- ROMANS 4:20 NIV

(C) Change the passage Acts 2:38-40 into a prayer:

One possible way of many:

This verse becomes	this prayer
Acts 2:38 NASB Peter said to them, "Repent, and each of you be baptized in the name of Jesus Christ for the forgiveness of your sins; and you will receive the gift of the Holy Spirit.	Father, I thank you for the opportunity to repent and turn from my sins. Thank You that You were quick to forgive me. Thank you for the wonderful memory of my baptism. Thank You that the Holy Spirit lives in me.
39 "For the promise is for you and your children and for all who are far off, as many as the Lord our God will call to Himself."	Thank You for this promise of salvation that you have given to me, my children and to everyone who is far away. Praise you that it belongs to everyone who worships You, the Lord my God."
40 And with many other words he solemnly testified and kept on exhorting them, saying, "Be saved from this perverse generation!"	Thank you for Peter and his preaching. Help me to not be corrupted by this evil generation.

What did you learn from the prayers of the other people in the class?

The Back Pew - Jeff Larson



IF you want WISHES.. get yourself a Genie in a Lamp. If you have real needs.. PRAY to the one true God.
