



## Prayers and Promises in the Bible **Unit I**

### Lessons 1 to 5

#### Lesson 1

Matthew 6:9-13  
Matthew 6:31-33  
Luke 8:11-15

#### Lesson 2

Colossians 1:9-12  
1 Corinthians 10:11-12  
Philippians 4:8-9

#### Lesson 3

Psalms 3  
Proverbs 3:25-26  
Ecclesiastes 3:1-8

#### Lesson 4

James 1:5-8  
1 Peter 5:6-7  
1 John 1:5-10

#### Lesson 5

1<sup>st</sup> Kings 3:5-9  
Revelations 3:10  
Daniel

### Why study prayers and promises together?

"One of the mightiest men of prayer of the last generation was George Mueller of Bristol, England, who in the last sixty years of his life (he lived to be ninety-two or ninety-three) obtained the English equivalent of \$7,200,000.00 by prayer. But George Mueller never prayed for a thing just because he wanted it, or even just because he felt it was greatly needed for God's work. When it was laid upon George Mueller's heart to pray for anything, he would search the Scriptures to find if there was some promise that covered the case. Sometimes he would search the scriptures for days before he presented his petition to God. And then when he found the promise, with his open Bible before him, and his finger upon that promise, he would plead that promise, and so he received what he asked. He always prayed with an open Bible before him."

-R. A. Torrey on George Mueller  
"The Power of Prayer," 1924 (P. 81)

#### **Suggested methodology for each lesson:** (More details on pages 3 & 4)

1. Fellowship, take prayer requests, pray
2. Read the text of the scripture prayer example.
3. Answer the questions A1-A7 as a group. Discuss briefly. Try to avoid answering A8 prematurely.
4. On the final A8 "Think & Pray" question everyone should take a few minutes to pray over it and jot down their own thoughts before the discussion. This gives the Holy Spirit a time to speak, so don't rush it. The class leader should watch for the pencils and pens to quit moving. Those who finish first have their Bibles to read. Encourage them to remain quiet while others are still listening to the Holy Spirit.
5. Discuss your A8 *Think & Pray* answers. Never force anyone to share theirs.
6. Read the text of the scripture Bible promise.
7. Answer the questions B1-B3 as a group. Discuss briefly. Try to avoid answering B4 prematurely.
8. On the final B4 "Think & Pray" question everyone should take a few minutes to pray over it and jot down their own thoughts before the discussion. This gives the Holy Spirit a time to speak, so don't rush it. The class leader should watch for the pencils and pens to quit moving.
9. Discuss your B4 *Think & Pray* answers. Never force anyone to share theirs.
10. For Lessons 1-4 read the Bible passage to inspire prayer. For Lesson 10 each person selects their own passage.
11. Everyone should take a few minutes and write a prayer from the passage selected. Don't rush it, this is the best part. The class leader should watch for the pencils and pens to quit moving. (Lesson 1 has some extra examples.)
12. Those who would like to share their prayers aloud should do so. Never force anyone to share theirs.
13. Ask people to share what they have learned in the session that they would like to remember.
14. Fellowship

Each lesson takes us about an hour and a half when we do it on Friday nights. We only allow 15 minutes for step 1. If people have trouble staying in those bounds, we take the prayer requests in writing and exchange them with each other to pray over during the week. Sometimes we run over and have to skip steps 13 & 14. When I taught it in Sunday School we did not have that much time, so we would take two or three weeks on each lesson.

## Copyright Information

All content of this training course not attributed to others is copyrighted, including questions, formatting, and explanatory text. **Copyright © 2014 by Thor F. Carden. All rights reserved.**

Illustrations and Photographs by Trish Carden Copyright © 2014 by Patricia S. Carden. All rights reserved. Used by permission.

Course Logo and Other Illustrations by Troy Cunningham Copyright © 2014 by Troy Cunningham. All rights reserved. Used by permission. <http://www.lovebiblestudy.com/Troy/art.htm>

Illustrations by Jeff Larson Copyright © 2000-2014. All rights reserved. Used by permission. <http://www.thebackpew.com>

Illustrations by Michael D Waters Copyright © 2006-2014. All rights reserved. Used by permission. <http://www.joyfultoons.com>

Illustrations by Jack Hamm were placed in the public domain by the artist as long as they are used to further the gospel. <http://www.gbfc-tx.org/Pages/Jack%20Hamm.html>

Illustrations by John Cook Copyright © 2009-2014. All rights reserved. Used by permission. <http://www.atimetolaugh.com.au/cartoons.php>

**NASB** or **NASV** (New American Standard Bible) Unless otherwise noted, scripture taken from the NEW AMERICAN STANDARD BIBLE®, Copyright © 1960, 1962, 1963, 1968, 1971, 1972, 1973, 1975, 1977, 1995 by The Lockman Foundation. Used by permission.

**NIV** (New International Version) Scripture taken from THE HOLY BIBLE, NEW INTERNATIONAL VERSION®, NIV® Copyright © 1973, 1978, 1984, 2011 by Biblica, Inc.® Used by permission. All rights reserved worldwide.

### ----- PRICE INFORMATION -----

This material is provided at no cost to those in jail or prison. If you are not incarcerated you have permission to print and copy these course materials as much as you like as long as you make payment for their use and keep this page intact with the contents. This is not free, except to those who are in jail or prison, and although we are a ministry, we are not a non-profit organization. We expect to be paid, to help finance our ministry to the incarcerated. We suggest two different ways of determining the price.

(1) Take up an offering from the students at the end of the course, and send it to us.

**OR**

(2) Pray about it and pay us what God tells you to send.

Of course, we have designed the website so that there is nothing to stop you from just downloading and printing the course. If you think it is worth nothing, why are you using it? If you think God would have you take or teach this course and you have no money to pay for it, I urge you to reconsider. If God does not want you to use this course He might be trying to let you know that by withholding funds. Or He might have some other purpose, like teaching you to humbly ask somebody else to fund it. Or maybe something else, but if we worship the same God, He would not have you just take it without regard to our wishes. We hope to make enough money to continue producing and providing these lessons. If God does not bless this ministry with financial encouragement, we will take that as pretty strong evidence He does not want us to make any more of these lessons available.

We prefer that you mail us a check, but you may also pay by credit card via PayPal.

Love Bible Study

PO Box 1075

Goodlettsville, TN 37070-1075

Paypal information at

<http://www.LoveBibleStudy.com/price.htm>

## Prayers & Promises Methodology Overview for the Facilitator

**Introduction:** There is several ways these course materials might be used. Each page has question with at least one possible answer on the back, or if you print them one-sided the answers are on every other page. The real teacher of the course is the Holy Spirit, so if He tells you something different than the answer on the back, that is OK. The idea of this methodology is to let Him do the teaching.

The intent of the materials is that they would be used for small groups to study in home Bible studies or at church. However, because of the embedded answers it would also be possible to use them for individual study or for Homeschool parents to use with their children. The methodology described here assumes a small group with a facilitator. The facilitator takes responsibility for organizing the class and leading the discussion towards a consensus, but the doctrines taught and conclusions reached are the responsibility of the group as a whole. This point cannot be over emphasized.

**Suggested Class Preparation:** Publish a time, schedule, place and class synopsis inviting those you hope will attend. Make enough copies for all the expected students plus a few more. Make sure the meeting room is prepared. If possible have refreshments available. (Sometimes we have a meal before the class starts.) Allow about an hour and half for the class. If you are new at this kind of thing Google things like "Tips for Facilitators" and "Classroom Facilitation" and get some ideas about how to lead a class.)

**Suggested First Class Introduction:** Make sure everyone has similar expectations by going over the items in the next section. Give out your contact information. Gather their contact information. Decide how you are going to handle exceptions to the schedule plan for holidays, inclement weather, or illness.

This is what we say in our class: "Sometimes the class might need to be canceled or the schedule otherwise altered. If we know ahead of time by at least a day we will send notifications by e-mail or facebook message. If it is less than 24 hours notice we will call each participant. Please provide your e-mail address, phone number and/or facebook name."

It is important to set the expectation that this study belongs to everyone, but if the discussion varies from the topic of the lesson, as the discussion facilitator it is your job to bring the discussion back into focus. When I explain this to our group I usually add, "Please don't take it personally. Also, no one is required to participate in the discussion, but if you do, I will take that to mean you think it has something to do with the topic of the class, and ask you to clarify it if I don't see the connection. Again, please don't take it personally." You may want to modify this expectation to better fit your particular group.

I also say something like this: "If you asked somebody about a car you would not be pleased to have them answer you as if you asked about food, and would not listen very long to their answer. For this reason we must practice listening to what is being said, not simply looking for a hook to bring up our pre-planned 'talking points.' As the facilitator, it is my job to let you know if you are talking without first listening. Everyone does that kind of thing from time to time. Please don't take it personally."

There are 5 lessons of 6 pages each, except lesson 1 has 8. We suggest you get a three ring binder to keep them. Each page is independent from the others in the sense that the questions on the front of the page have the answers on the back. Please do not look at the answers on the back until the class has had a chance to answer the question on the front as a whole. There are different kinds of questions, each with their own methodology:

**Suggested Typical Class Process:** Each class should open and close with prayer.

This is how we handle prayer requests: "At the beginning of the class we will collect prayer requests in writing and then swap them randomly so one of your classmates can pray for your requests during the week and you pray for others. The purpose of this is threefold. (1) Take advantage of the power of intercessory prayer, (2) increase Christian fellowship, (3) and free your heart and mind of outside concerns so that you might better focus on what the Holy Spirit has to teach at this moment." We found that taking prayer requests verbally sometimes consumed the entire class time. Sometimes this is fine, and it may still happen, but most of the time it was just because a few people felt like airing their gripes.

Each lesson has two sections of objective questions and four discussion type questions. I usually only hand out one page at a time to the students. This helps everyone stay focused on the current questions.

**(A) Example of Prayer in Bible:** Ask for a volunteer to read the passage aloud. If no one volunteers you read it. Make sure you allow everyone time to find the passage. Ask for volunteers to answer the objective questions (A1 - 7) Most of the time this will not generate discussion, but it might, particularly if the scripture allows for more than one interpretation. Then read question A8 and ask them to take a few minutes to jot down their thoughts. At first and occasionally later on remind them the Holy Spirit is the teacher and they should ask Him what the answer is before writing anything. Take that time to pray, consider what your answer would be, and read the suggested answer on the back, if there is one. When their pencils and pens quit moving ask the class as a whole for their comments. (You may need to set an expectation of no doodling allowed.) Draw a consensus from the group or an understanding of what possible answers there might be. The answer the group comes up with is the right answer. The answer on the back, if any, is just the viewpoint of one more person.

**(B) Scripture Promise:** (Same as above.) Except the objective questions are B1-3 and the *Think & Pray* question is B4.

**(C) Example of Using a Scripture Passage to Pray:** Someone reads the passage aloud. As with the other *Think & Pray* questions, each person writes a prayer of their own. Ask for volunteers to read their results aloud. My experience is that at first people are reluctant to do this, but after the first couple of classes they can't wait to read their answer. This depends on you setting the expectation that all comments are positive. When everyone who is willing has read their answer read the one in the materials aloud. If everyone did not read theirs aloud give them one more chance. Then lead a discussion on what everyone learned from the way different people made the scripture into a prayer. There is a place on the last page for them to make notes about this.

**Closing:** I almost always ask someone else to say the opening prayer and say the closing prayer myself. If applicable, I try to remember and use phrases and sentences from the example prayers written by the students during that lesson.

*One note of caution.* The first time we taught this course we were so excited about the prayers, we started publishing them on a website. It almost killed the class. People think and write differently when they think it will become public. After that I do not even collect the answers let alone share them outside the class. It was amazing how close we became, and how quickly, through the writing and sharing of our scripture based prayers.



# Lesson 1 - Example of Prayer in the Bible

## Matthew 6:9-13

### Introduction

We will doing three exercises in each lesson of this course. It will be a little awkward and confusing at first. Do not expect to understand everything to begin with. You will probably have to consult the answers on the page back a lot to start with. Please do not be discouraged. Just keep trying and eventually this will all come clear to you.

### Please read Matthew 6:9-13

(A1) Who is praying? \_\_\_\_\_

(A2) Who besides God is listening? \_\_\_\_\_

(A3) What is being requested? \_\_\_\_\_

(A4) Who is/are the people who are expected to receive what is being requested? \_\_\_\_\_

(A5) How does the person praying try to convince God to answer? \_\_\_\_\_

(A6) What is the place, posture (kneeling, bowing, or what) and mode (silent, out loud, written) of the prayer? \_\_\_\_\_

(A7) What results, if any, are reported to the prayer? \_\_\_\_\_

(A8) How can we apply this to our own prayer life?

Think & Pray \_\_\_\_\_



**Lesson 1 - Example of Prayer in Bible: Matthew 6:9-13**

(You have to look at the context before and after for some of the answers)

(A1) Who is praying?

Jesus, as an example for others to use.

(A2) Who besides God is listening?

The disciples.

(A3) What is specifically being requested?

God' kingdom to be established. God's will to be done. Daily provision of physical needs. Forgiveness. Avoidance of temptation. Protection from evil.

(A4) Who is/are the expected recipient(s) of what is being requested?

The "us" seems to suggest that the person who doing the praying would have some group of people of whom he was part in mind as the recipients of the requested blessings.

(A5) How does the person praying try to convince God to answer?

He mentions God's holiness. He promises that he will forgive others to gain God's forgiveness, and he closes by acknowledging God's authority, power, and glory.

(A6) What is the place, posture and mode of the prayer?

Jesus is in public but the place He tells them to use is an inner room of a house. The posture is not mentioned. The prayer is said out loud by Jesus but there is a hint by the privacy suggested by the inner room, that silent prayer might be expected.

(A7) What results, if any, are reported to the prayer?

None are reported, but God's forgiveness is promised to those who forgive others.

(A8) Notes from class discussion:

---

---

---

---

---

---

---

---

---

---



## Lesson 1 - Scripture Promise

# Matthew 6:31-33

**Please Read Matthew 6:31-33**

(B1) Who is speaking to whom?

---

---

(B2) What is promised to whom?

---

---

(B3) What are the conditions of the promise being fulfilled, if any?

---

---

(B4) Does this promise apply to us? Why or why not?

*Think & Pray* \_\_\_\_\_

---

---

---

---



### Lesson 1 - Scripture Promise Matthew 6:31-33

(B1) Who is speaking to whom?

Jesus is speaking to His disciples.

(B2) What is promised to whom?

Food, drink and clothing to His disciples.

(B3) What are the conditions of the promise being fulfilled, if any?

Seeking His kingdom and His righteous first.

(B4) Notes from class discussion:

---

---

---

---

---


---

---

---

#### DON'T WORRY

A Joyful'toon by Mike Waters



Look at the birds of the air; they do not sow or reap or store away in barns, and yet your heavenly Father feeds them. Are you not much more valuable than they? Who of you by worrying can add a single hour to his life?  
- MATTHEW 6:26,27 NIV






## Lesson 1 - Scripture Inspired Prayer

# Luke 8:11-15

The third exercise in each lesson will consist of taking a passage of the Bible and using it to write a prayer. This is best learned by example so before we try to do the passage in Luke Chapter 8 let's look at a couple of examples.

Philippians 4:1-7	... becomes this prayer:
1 So then, my brothers, you are dearly loved and longed for—my joy and crown. In this manner stand firm in the Lord, dear friends.	Thank you God for my brothers and sisters in Christ. Help us all to stand firm in the Lord as we enjoy each other and understand what a privilege You have given us to share Your love.
2 I urge Euodia and I urge Syntyche to agree in the Lord.	Help us to do that. Help us to love each other with Your love.
3 Yes, I also ask you, true partner, to help these women who have contended for the gospel at my side, along with Clement and the rest of my coworkers whose names are in the book of life.	Father give us generosity for those who work in the ministry, and wisdom to know how best to support them in Your work.
4 Rejoice in the Lord always. I will say it again: Rejoice!	May we all rejoice in You, again and again.
5 Let your graciousness be known to everyone. The Lord is near.	Holy Spirit, You are always near at hand, within and without. May Your graciousness become known through the way we love each other and our kindness to strangers.
6 Don't worry about anything, but in everything, through prayer and petition with thanksgiving, let your requests be made known to God.	Father, help me to remember with gratitude Your grace in the past, so that I do not fear the future.
7 And the peace of God, which surpasses every thought, will guard your hearts and minds in Christ Jesus.	Lord Jesus Christ, please guard my heart and my mind, so that I might enjoy that unthinkable peace that only Your people can have. Amen

Try doing one on your own. Before you try to do one in writing, try just doing one in your head. Use Ephesians 6:10-20. How I did it is on the next page. Then go on to page 11 and try one in writing.



Do not be anxious about anything, but in everything, by prayer and petition, with thanksgiving, present your requests to God. And the peace of God, which transcends all understanding, will guard your hearts and your minds in Christ Jesus.

- PHILIPPIANS 4:6,7 NIV

## Lesson 1 - Scripture Inspired Prayer

Here is how I re-wrote the exhortation from Paul to us in Ephesians 6:10-20 as a prayer asking God to help us to do what Paul says.

<b>This verse becomes</b>	<b>this prayer</b>
10 Finally, be strong in the Lord and in the strength of His might.	Lord, please help me to be strong. Give me a portion of your mighty power.
11 Put on the full armor of God, so that you will be able to stand firm against the schemes of the devil.	Clothe me in your full armor, so that I might stand firm against the schemes of the devil.
12 For our struggle is not against flesh and blood, but against the rulers, against the powers, against the world forces of this darkness, against the spiritual forces of wickedness in the heavenly places.	Help me understand that my struggle is not against flesh and blood, but against the rulers, against the powers, against the world forces of this darkness, against the spiritual forces of wickedness in the heavenly places.
13 Therefore, take up the full armor of God, so that you will be able to resist in the evil day, and having done everything, to stand firm.	Please, God, give me your complete armor, so that I will be able to resist in the evil day, and stand firm, doing all that is needful.
14 Stand firm therefore, HAVING GIRDED YOUR LOINS WITH TRUTH, and HAVING PUT ON THE BREASTPLATE OF RIGHTEOUSNESS,	Make me to stand firm, put on me the belt of Your truth, and the breastplate of Your righteousness.
15 and having shod YOUR FEET WITH THE PREPARATION OF THE GOSPEL OF PEACE;	Prepare me with the Gospel of Peace so that my feet will be prepared to go where Your Spirit guides me.
16 in addition to all, taking up the shield of faith with which you will be able to extinguish all the flaming arrows of the evil one.	Put on my arm the strong shield of sincere faith in You, so that it will extinguish the flaming arrows of the evil one's lies.
17 And take THE HELMET OF SALVATION, and the sword of the Spirit, which is the word of God.	Protect my mind with the helmet of your salvation, and put in my hands the sword of the Spirit, which is the word of God.
18 With all prayer and petition pray at all times in the Spirit, and with this in view, be on the alert with all perseverance and petition for all the saints,	Lord, help me to remember to pray at all times in the Spirit so that I might be alert to the needs of those around me and diligent to pray for my fellow Christians.
19 and pray on my behalf, that utterance may be given to me in the opening of my mouth, to make known with boldness the mystery of the gospel,	Father, I lift up to you those called into the ministry of the Gospel, that utterance will be given to them, so that they may open their mouths and make known the Gospel with boldness.
20 for which I am an ambassador in chains; that in proclaiming it I may speak boldly, as I ought to speak.	Lord, help me remember that I also have the duty to proclaim your Gospel boldly. Amen.

# Lesson 1 - Scripture Inspired Prayer

(C) Change the passage Luke 8:11-15 into a prayer:

---

---

---

---

---

---

---

---

---

---

---

---

---

---

---

---

---

---

---

---

---

---

---

---

---


---

---

---

---

---



## Lesson 1 - Scripture Inspired Prayer

(C) Change the passage Luke 8:11-15 into a prayer:

One possible way of many:

Lord, I have told my loved ones about the Gospel of Jesus Christ. Send your Holy Spirit that the seed may be buried deep in their heart. Please, Father protect them from the Devil who would come and take away the word from their heart. Lord please let them believe and be saved. Let them not be like the rocky soil, but rather let them receive the word with joy, and with a firm root, that in the time of temptation they will not fall away. Lord protect them from the thorns of life. Let them not have too many worries and troubles nor too many riches and pleasures. Let your word come to maturity in their hearts. Father make my loved ones good soil, who hear the gospel with an honest and good heart, hold it fast, and bear spiritual fruit with perseverance.

What did you learn from the prayers of the other people in the class?

---

---

---

---

---

---

---

---





## Lesson 2 - Example of Prayer in the Bible

# Colossians 1:9-12

**Please read: Colossians 1:9-12**

(A1) Who is praying? \_\_\_\_\_

(A2) Who besides God is listening? \_\_\_\_\_

(A3) What is being requested? \_\_\_\_\_

(A4) Who is/are the people who are expected to receive what is being requested?

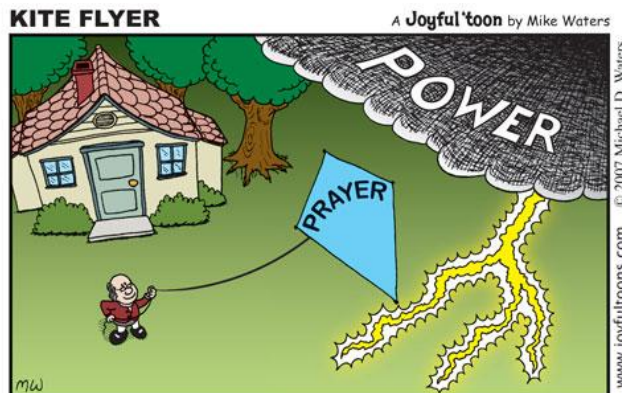
(A5) How does the person praying try to convince God to answer?

(A6) What is the place, posture (kneeling, bowing, or what) and mode (silent, out loud, written) of the prayer? \_\_\_\_\_

(A7) What results, if any, are reported to the prayer? \_\_\_\_\_

(A8) How can we apply this to our own prayer life?

*Think & Pray* \_\_\_\_\_



Therefore confess your sins to each other and pray for each other so that you may be healed. The prayer of a righteous man is powerful and effective.  
- JAMES 5:16 NIV

## Lesson 2 - Example of Prayer in Bible: Colossians 1:9-12

(You may have to look at the context before and after for some of the answers)

(A1) Who is praying?

Paul and Timothy (Col 1:1) and probably Epaphras (Col 1:7) and perhaps others.  
("we" in verse 9.

(A2) Who besides God is listening?

Unknown; probably just those praying together, until it was written down.

(A3) What is specifically being requested?

Spiritual wisdom, understanding, God pleasing behavior, fruit bearing works, increasing knowledge of God, strength for life, diligence, determination, joy, and gratitude.

(A4) Who is/are the expected recipient(s) of what is being requested?

The Christians of the church at Colossae and I hope anyone who reads this letter.

(A5) How does the person praying try to convince God to answer?

Shows gratitude and gives Him the credit for whatever is accomplished. (Col 1:12)

(A6) What is the place, posture and mode of the prayer?

Paul was in prison, probably in Rome. The posture is not described. It was probably verbal to start with but we see it in a written form here.

(A7) What results, if any, are reported to the prayer?


None are reported, but in as much as Christianity has survived to this day, I think it is safe to assume something good came of it.

(A8) Notes from class discussion:

---

---

---





## Lesson 2 - Scripture Promise

# 1 Corinthians 10:11-12

Please Read 1<sup>st</sup> Corinthians 10:11-13

(B1) Who is speaking to whom?

---

---

(B2) What is promised to whom?

---

---

(B3) What are the conditions of the promise being fulfilled, if any?

---

---

(B4) Does this promise apply to us? Why or why not?

Think & Pray \_\_\_\_\_

---

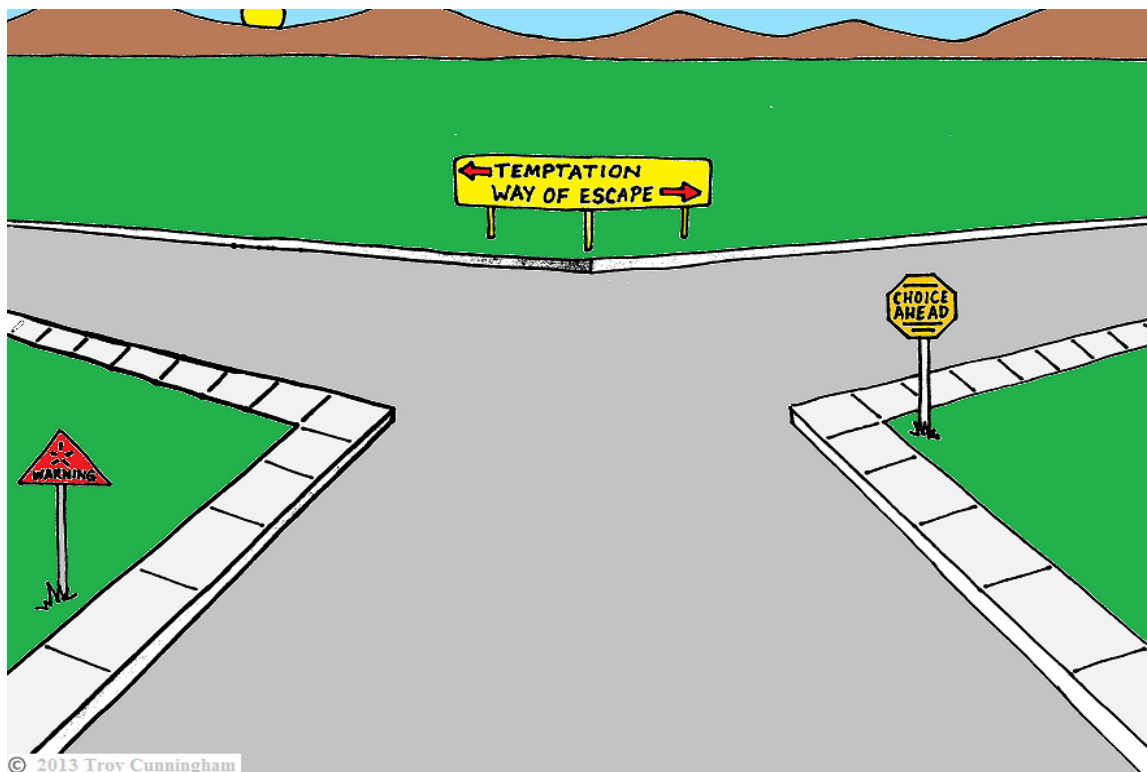
---

---

---

---

---



© 2013 Troy Cunningham

**Lesson 2 - Scripture Promise: 1 Corinthians 10:11-13**

(B1) Who is speaking to whom?

Paul is writing to the people in the Christian church at Corinth, but this promise applies to us all.

(B2) What is promised to whom?

We are promised not to be tempted beyond our capacity to resist.

(B3) What are the conditions of the promise being fulfilled, if any?

If we study and remember what happened to the people in the Bible, when they were disobedient to God, it will strengthen us to resist any temptation.


(B4) Notes from class discussion:

---

---

---

---








Lesson 2 - Scripture Inspired Prayer

Philippians 4:8-9

(C) Change the passage Philippians 4:8-9 into a prayer:

Lined writing area for the prayer response.



## Lesson 2 - Scripture Inspired Prayer: Philippians 4:8-9

(C) One possible way of many:

<b>This verse becomes</b>	<b>this prayer</b>
Philippians 4:8 Finally, brethren, whatever is true, whatever is honorable, whatever is right, whatever is pure, whatever is lovely, whatever is of good repute, if there is any excellence and if anything worthy of praise, dwell on these things.	Father, Help me to think and dwell on whatever is honorable, whatever is right, whatever is pure, whatever is lovely, whatever is of good repute, any excellence and anything worthy of praise.
9 The things you have learned and received and heard and seen in me, practice these things, and the God of peace will be with you.	Help me to remember and practice all the things I have learned and received from Your word.

What did you learn from the prayers of the other people in the class?


---

---

---

---

---





### Lesson 3 - Example of Prayer in the Bible

# Psalm 3

#### Example of Prayer in Bible: Psalm 3

(A1) Who is praying? \_\_\_\_\_

(A2) Who besides God is listening? \_\_\_\_\_

(A3) What is being requested? \_\_\_\_\_

(A4) Who is/are the people who are expected to receive what is being requested? \_\_\_\_\_


(A5) How does the person praying try to convince God to answer? \_\_\_\_\_

(A6) What is the place, posture (kneeling, bowing, or what) and mode (silent, out loud, written) of the prayer? \_\_\_\_\_

(A7) What results, if any, are reported to the prayer? \_\_\_\_\_

(A8) How can we apply this to our own prayer life?

*Think & Pray*



\_\_\_\_\_

\_\_\_\_\_

\_\_\_\_\_

\_\_\_\_\_

\_\_\_\_\_

\_\_\_\_\_

\_\_\_\_\_

\_\_\_\_\_

\_\_\_\_\_

\_\_\_\_\_

\_\_\_\_\_

### Lesson 3 - Example of Prayer in Bible: Psalm 3

(You may have to look at the context before and after for some of the answers)

(A1) Who is praying? King David

(A2) Who besides God is listening? It does not say.

(A3) What is specifically being requested? "Arise, O Lord; save me, O my God!" in verse 7. David, does not want to die at the hands of his son Absalom.

(A4) Who is/are the expected recipient(s) of what is being requested? David

(A5) How does the person praying try to convince God to answer? Praise for previously answered prayer of the same kind, expressions of faith and trust, and in verse 2 a hint that if God does not answer, people will believe God does not answer prayer.

(A6) What is the place, posture and mode of the prayer? He is praying at the time he was running from his son Absalom who rebelled against him. The prayer is written.

(A7) What results, if any, are reported to the prayer? We know from 2nd Samuel 18 that David is victorious over Absalom.

(A8) Notes from class discussion:


---

---

---

---

---





Lesson 3 - Scripture Promise

Proverbs 3:25-26

Please read Proverbs 3:25-26

(B1) Who is speaking to whom?

Two horizontal lines for writing.

(B2) What is promised to whom?

Two horizontal lines for writing.


(B3) What are the conditions of the promise being fulfilled, if any?

Three horizontal lines for writing.

(B4) Does this promise apply to us? Why or why not?

Think & Pray

Twelve horizontal lines for writing.



**Lesson 3 - Scripture Promise: Proverbs 3:25-26**

(B1) Who is speaking to whom? The writer is speaking with his son.(Prov 3:1)

(B2) What is promised to whom? The son is promised that the Lord will keep him from falling into a trap.

(B3) What are the conditions of the promise being fulfilled, if any? Proverbs 3:1-21 says that the son must listen to the Father's wisdom and obey God's commands.

(B4) Notes from class discussion:

---

---

---

---

---

---

---

---

---

---

**Call to Me and I will answer you and tell you great and incomprehensible things you do not know.  
Jeremiah 33:3**





## Lesson 3 - Scripture Inspired Prayer

# Ecclesiastes 3:1-8

(C) Change the passage **Ecclesiastes 3:1-8** into a prayer:

---

---

---

---

---


---

---

---

---

---



© 2013 Troy Cunningham

## Lesson 3 - Scripture Inspired Prayer Ecclesiastes 3:1-8

(C) One possible way of many:

This verse becomes	this prayer
Ecclesiastes 3:1 There is an appointed time for everything. And there is a time for every event under heaven--	God help me to follow after you. Keep me from moving ahead in my own time, or from remaining immobile when you ask me to take a step of faith.
Ecc 3:2 A time to give birth and a time to die; A time to plant and a time to uproot what is planted.	God, may I not waste this life or take others for granted. God, thank you for the joy of starting something new and enjoying the fruit you create.
Ecc 3:3 A time to kill and a time to heal; A time to tear down and a time to build up.	God, help me to remember that you work through pain and joy; and that what is broken can grow back stronger
Ecc 3:4 A time to weep and a time to laugh; A time to mourn and a time to dance	God, thank you for my emotions. May I be transparent.
Ecc 3:5 A time to throw stones and a time to gather stones; A time to embrace and a time to shun embracing.	God, give me wisdom with relationships. Help me to be wise, but shrewd; forgiving, though with boundaries
Ecc 3:6 A time to search and a time to give up as lost; A time to keep and a time to throw away.	God, let me know when to keep persisting, and when to rest.
Ecc 3:7 A time to tear apart and a time to sew together; A time to be silent and a time to speak.	God, help me to use my words wisely. May you be pleased with my actions.
Ecc 3:8 A time to love and a time to hate; A time for war and a time for peace.	God, may I love what you love and hate what you hate. Help me to stand up for injustice, and live for peace.

What did you learn from the prayers of the other people in the class?

---



---




---



---



---







## Lesson 4 - Example of Prayer in the Bible

# James 1:5-8

**Please read James 1:5-8**

(A1) Who is praying? \_\_\_\_\_

(A2) Who besides God is listening? \_\_\_\_\_

(A3) What is being requested? \_\_\_\_\_

(A4) Who is/are the people who are expected to receive what is being requested?


(A5) How does the person praying try to convince God to answer?

(A6) What is the place, posture (kneeling, bowing, or what) and mode (silent, out loud, written) of the prayer? \_\_\_\_\_

(A7) What results, if any, are reported to the prayer? \_\_\_\_\_

(A8) How can we apply this to our own prayer life?

*Think & Pray* \_\_\_\_\_



© 2013 Troy Cunningham

**Lesson 4 - Example of Prayer in Bible: James 1:5-8**

(You may have to look at the context before and after for some of the answers)

- (A1) Who is praying? It is not really a prayer. It is instructions on praying for wisdom.
- (A2) Who besides God is listening? It says to ask God, so if anyone else is listening or not, it does not matter.
- (A3) What is specifically being requested? Wisdom
- (A4) Who is/are the expected recipient(s) of what is being requested? The one who lacks wisdom.
- (A5) How does the person praying try to convince God to answer? By being single minded, focusing their attention on God, by believing that God will answer, without a doubt, by understanding that God is generous and without anything reproachable in his character or actions.
- (A6) What is the place, posture and mode of the prayer? This is not described.
- (A7) What results, if any, are reported to the prayer? These are not reported.
- (A8) Notes from class discussion:

---

---

---

---

---

---

---

---

---

---

---

---

---

---

---

---

---

---

---

---

---

---

---





## Lesson 4 - Scripture Promise

# 1 Peter 5:6-7

Please read 1<sup>st</sup> Peter 5:6-7

(B1) Who is speaking to whom?

---

---

(B2) What is promised to whom?

---

---

(B3) What are the conditions of the promise being fulfilled, if any?

---

---

(B4) Does this promise apply to us? Why or why not?

*Think & Pray* \_\_\_\_\_

---

---

---

---



**Humble yourselves, therefore, under the mighty hand of God, so that He may exalt you at the proper time. 1 Peter 5:6**

© 2013 Troy Cunningham

**Lesson 4 - Scripture Promise: 1 Peter 5:6-7**

(B1) Who is speaking to whom? Peter to his readers, God's people scattered everywhere. (1 Peter 1:1), specifically the young men. (Verse 5)

(B2) What is promised to whom? The young men are promised being exalted and cared for by God.

(B3) What are the conditions of the promise being fulfilled, if any? They must be humble before God, release their worry and anxiety to God, and wait for the proper time.

(B4) Notes from class discussion:

---

---

---

---

---

---

---

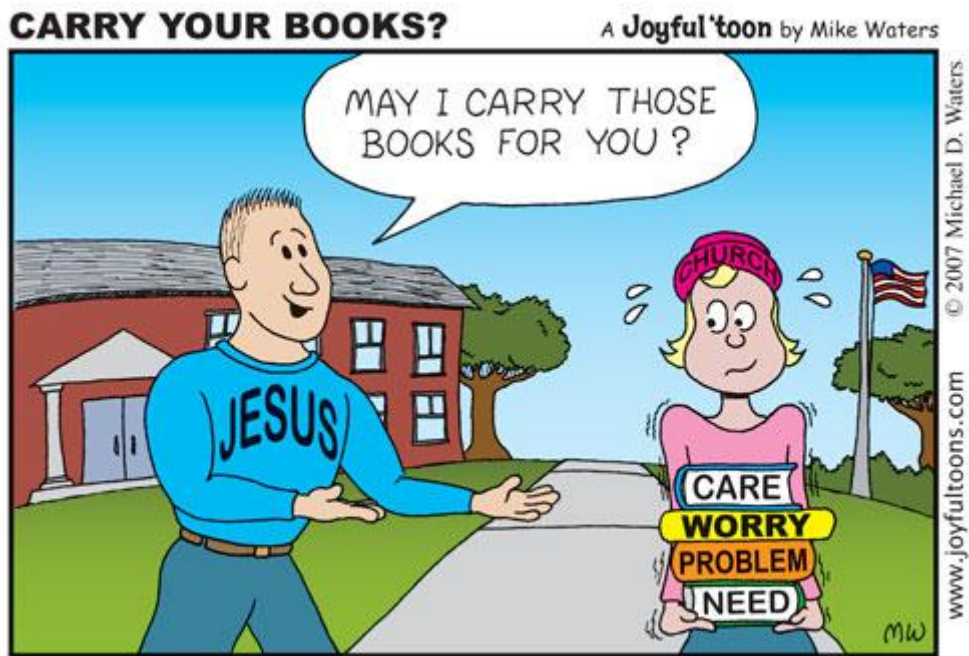
---

---

---

---

---



Cast all your anxiety on him because he cares for you.  
- 1 PETER 5:7 NIV

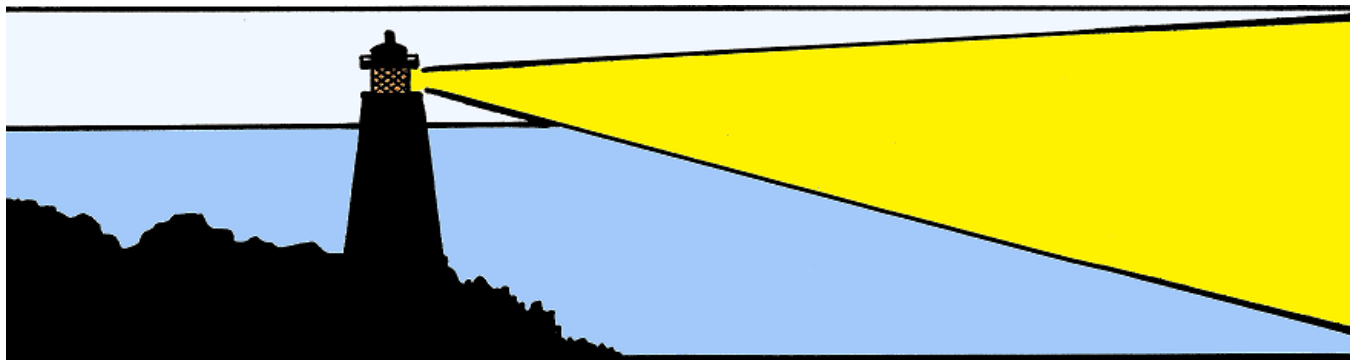


# Lesson 4 - Scripture Inspired Prayer

# 1 John 1:5-10

(C) Change the passage **1 John 1:5-10** into a prayer:

A series of 22 horizontal lines for writing the prayer.



© 2013 Troy Cunningham

## Lesson 4 - Scripture Inspired Prayer 1 John 1:5-10

(C) One possible way of many:

This verse becomes	this prayer
1 John 1:5 This then is the message which we have heard of him, and declare unto you, that God is light, and in him is no darkness at all.	Father in Heaven, You are light. There is no darkness in you at all.
6 If we say that we have fellowship with him, and walk in darkness, we lie, and do not the truth:	Let me look inside myself daily to make sure I have a relationship with You. Help me to not live in the dark but be truthfull.
7 But if we walk in the light, as he is in the light, we have fellowship one with another, and the blood of Jesus Christ his Son cleanseth us from all sin.	Father help me to live in the light in the same way that You are in the light, so that we have a relationship with each other. I thank You that the blood of his Son Jesus cleanses me from every sin.
8 If we say that we have no sin, we deceive ourselves, and the truth is not in us.	I sin every day Father. Forgive me for my sins.
9 If we confess our sins, he is faithful and just to forgive us our sins, and to cleanse us from all unrighteousness.	Father today I confess that I sinned by _____. Forgive me. Cleanse me from everything I've done wrong today.
10 If we say that we have not sinned, we make him a liar, and his word is not in us.	Bury Your Word deep in my heart to help me recognize my sins. Help me to always come to you for forgiveness.

What did you learn from the prayers of the other people in the class?

---



---



---



“Sin is crouching at your door; it desires to have you, but you must rule over it.”



## Lesson 5 - Example of Prayer in the Bible

# 1<sup>st</sup> Kings 3:5-9

**Please read 1st Kings 3:5-9**

(A1) Who is praying? \_\_\_\_\_

(A2) Who besides God is listening? \_\_\_\_\_

(A3) What is being requested? \_\_\_\_\_

(A4) Who is/are the people who are expected to receive what is being requested?  
\_\_\_\_\_

(A5) How does the person praying try to convince God to answer?  
\_\_\_\_\_  
\_\_\_\_\_

(A6) What is the place, posture (kneeling, bowing, or what) and mode (silent, out loud, written) of the prayer? \_\_\_\_\_


(A7) What results, if any, are reported to the prayer? \_\_\_\_\_

(A8) How can we apply this to our own prayer life?

*Think & Pray* \_\_\_\_\_

\_\_\_\_\_  
\_\_\_\_\_  
\_\_\_\_\_

### PRAYER BOOSTER ROCKETS A Joyful 'toon by Mike Waters



www.joyfultoons.com © 2008 Michael D. Waters

Enter his gates with thanksgiving and his courts with praise;  
give thanks to him and praise his name. - PSALM 100:4 NIV

**Lesson 5 - Example of Prayer in Bible: 1 Kings 3:5-9**

(You may have to look at the context before and after for some of the answers)

(A1) Who is praying? King Solomon.

(A2) Who besides God is listening? No one is listening except God.

(A3) What is specifically being requested? Wisdom – an understanding heart to judge correctly between good and evil

(A4) Who is/are the expected recipient(s) of what is being requested? Solomon.

(A5) How does the person praying try to convince God to answer? He praises His goodness in verse 6 and in verse 8 he mentions that he will need what he is asking God to give him, to carry out His will.

(A6) What is the place, posture and mode of the prayer? Solomon is praying laying down in his bed, in his mind, during a dream.

(A7) What results, if any, are reported to the prayer? God was pleased by what he asked and also gave him riches and honor. (1 Kings 3:11-17) He also made a promise to give Solomon a long life, if Solomon would behave himself. (Solomon's wisdom was great, but he did not behave well.)

(A8) Notes from class discussion:

---

---

---

---

---

---

---

---

---

---

---

---

---

---

---

---

---

---

---

---

---

---

---

---

---







## Lesson 5 - Scripture Promise

# Revelations 3:10

Please read Revelation 3:10

(B1) Who is speaking to whom?

---

---

(B2) What is promised to whom?

---

---

(B3) What are the conditions of the promise being fulfilled, if any?

---

---

(B4) Does this promise apply to us? Why or why not?

Think & Pray \_\_\_\_\_


---

---

---

---

The Back Pew - Jeff Larson



From the Island of Patmos, the apostle John pens his first draft of the book of Revelations. **Revelations 1:1-2**

### Lesson 5 - Scripture Promise: Revelation 3:10

(B1) Who is speaking to whom? Jesus is speaking to the church at Philadelphia. (verse 7)

(B2) What is promised to whom? They will be rescued from a difficult time of testing.

(B3) What are the conditions of the promise being fulfilled, if any? The condition has already been met prior to the promise being given – keeping His word.

(B4) Notes from class discussion:

---

---

---

---

---

---

---

---



Ask and it will be given to you; seek and you will find; knock and the door will be opened to you.

- MATTHEW 7:7 NIV



## Lesson 5 - Scripture Inspired Prayer

# Daniel

(C) Change a passage from the book of Daniel into a prayer:

---

---

---

---

---

---

---

---

---

---

---

---

---

---

---

---

---

---

---

---

---

---

---

---

On the back is how I did it with **Daniel 3:15-18**. Feel free to use the same passage.

The Back Pew - Jeff Larson



Our motto here at Wispy Willow City Church is.. "Have it Your Way" So for your convenience we now offer a 24 hr. Drive-thru Prayer window.

## Lesson 5 - Scripture Inspired Prayer from Daniel

(C) One possible way of many for Daniel 3:15-18:

This verse becomes	this prayer
Daniel 3:15 "Now if you are ready, at the moment you hear the sound of the horn, flute, lyre, trigon, psaltery and bagpipe and all kinds of music, to fall down and worship the image that I have made, very well. But if you do not worship, you will immediately be cast into the midst of a furnace of blazing fire; and what god is there who can deliver you out of my hands?"	Father, I am under what seems like constant pressure to worship and serve the gods of today.
Dan 3:16 Shadrach, Meshach and Abednego replied to the king, "O Nebuchadnezzar, we do not need to give you an answer concerning this matter.	Help me to only serve You and give me a ready answer when called upon to explain my faith in you.
Dan 3:17 "If it be so, our God whom we serve is able to deliver us from the furnace of blazing fire; and He will deliver us out of your hand, O king.	Deliver me from the world's pressures and consequences if it be Your will.
Dan 3:18 "But even if He does not, let it be known to you, O king, that we are not going to serve your gods or worship the golden image that you have set up."	But even if You do not, I will still love and worship only You Lord.

What did you learn from the prayers of the other people in the class?

---



---



---



---

The Back Pew - Jeff Larson



If Shadrach, Meshach, and Abednego served another god.. the FIERY FURNACE would have been much hotter. **Daniel 3**